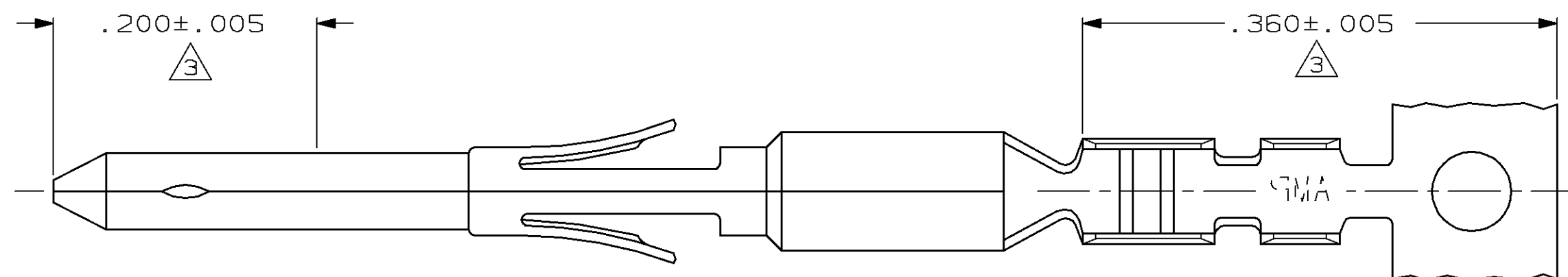


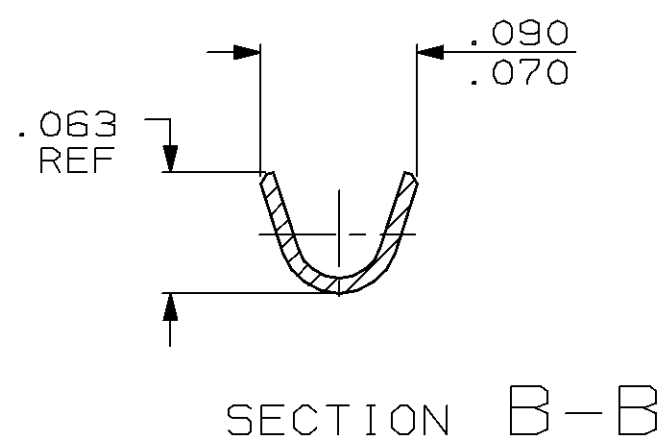
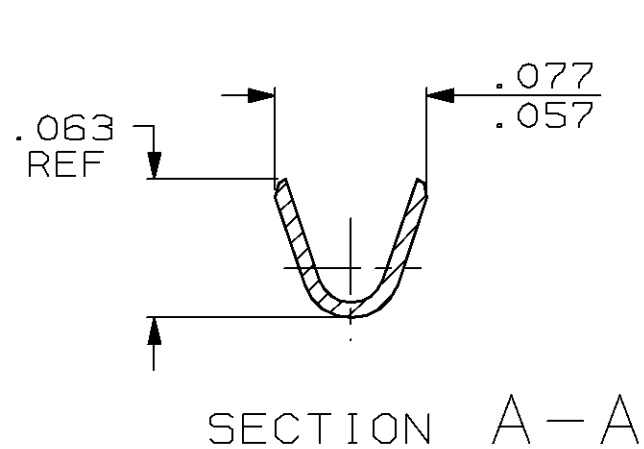
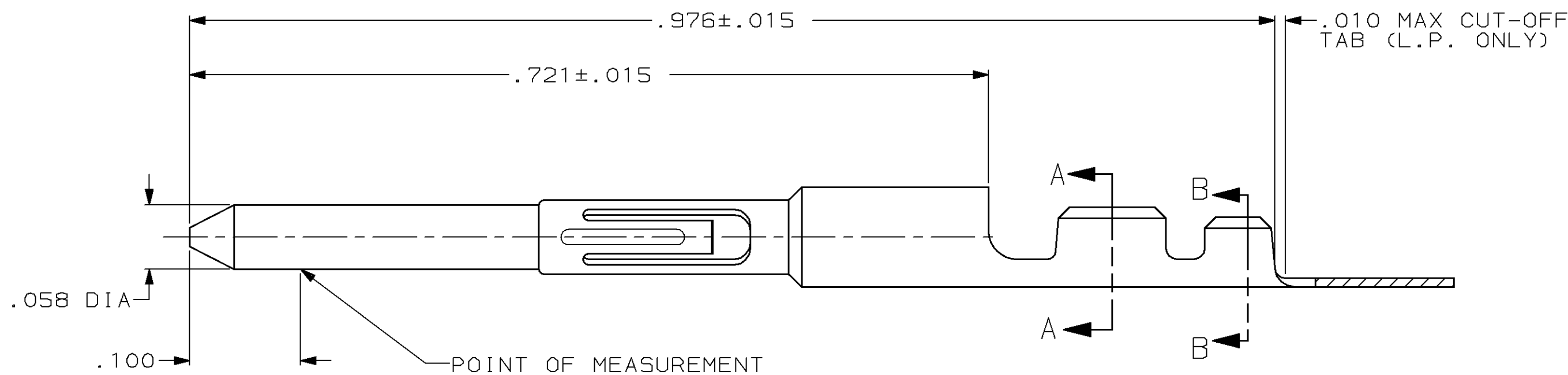
THIS DRAWING IS UNPUBLISHED. RELEASED FOR PUBLICATION, 19 .  
 © COPYRIGHT 19 BY AMP INCORPORATED. ALL INTERNATIONAL RIGHTS RESERVED.

MOD 1 LOC BD DIST 20

REVISIONS				
ZONE	LTR	DESCRIPTION	DATE	APPD
	D	REVISED & REDRAWN PER SP-46	8-27-87	-
	E	REVISED ECN-SP-84	2-11-88	LS DN
	F	REVISED ECN-SP-112	3-30-88	-
	G	OBS -3 PER EC 0020-1416-94	11/25/94	AT



- 1 WIRE RANGE : #28 - #22 AWG
- 2 INSULATION RANGE : .054 - .036 DIA.
- 3 DUPLEX PLATED .000150 MIN. TIN/LEAD ON WIRE BARREL END FOR LENGTH OF .360, .0000150 MIN. THK. GOLD ON MATING END FOR LENGTH OF .200 WITH ENTIRE CONTACT UNDERPLATED .000100 MAX. THK. NICKEL.
- 4 TIN PLATE .000050 MIN. THK OVER NICKEL.
- 5 SILVER PLATE .000100 MIN. THK. OVER COPPER.



OBSOLETE	---	5	66728-3
	66728-5	4	66728-2
OBSOLETE	66728-4	3	66728-1
	LOOSE PIECE P/N	FINISH	PART NO

DO NOT SCALE PRINT. UNLESS SPECIFIED DIMENSIONS IN INCHES TOLERANCES ON : 2 PLC DEC ± - 3 PLC DEC ± - ANGLES ± -	DR 10-13-87 L.SIPE	AMP INCORPORATED Harrisburg, Pa. 17105	
	CHK 10-13-87 S.WELDON		
MATERIAL BRASS PER MIL-C-50	APPD 10-13-87 D.NEIDIG	CIRCULAR DIN, PIN CONTACT	
FINISH SEE DASH NO'S	APPD 10-13-87 V.KUMAR		
	PRODUCT SPEC -	SIZE C	FSCM NO 00779
	APPLICATION SPEC -	DRAWING NO 66728	
	WEIGHT -	SCALE 10:1	SHEET 1 OF 1