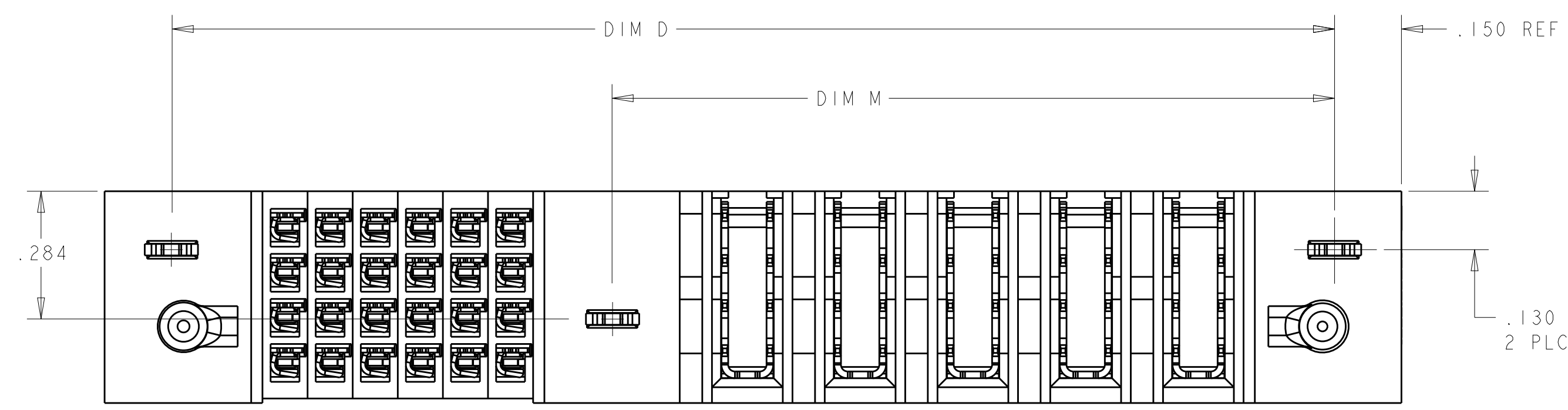
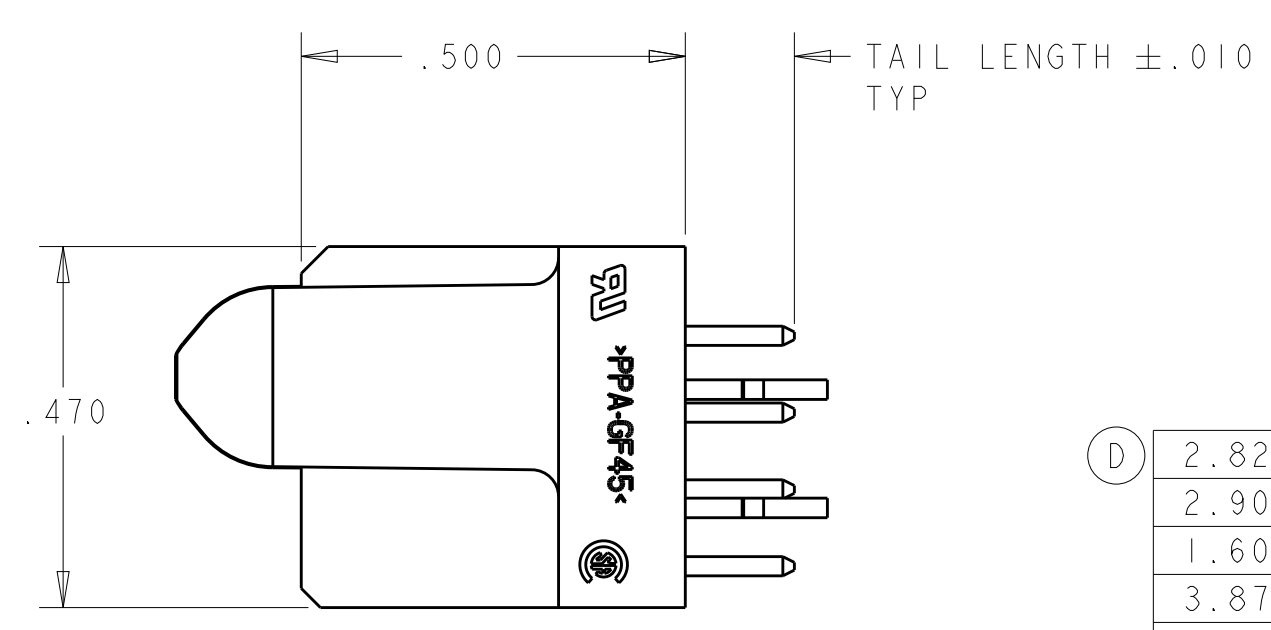
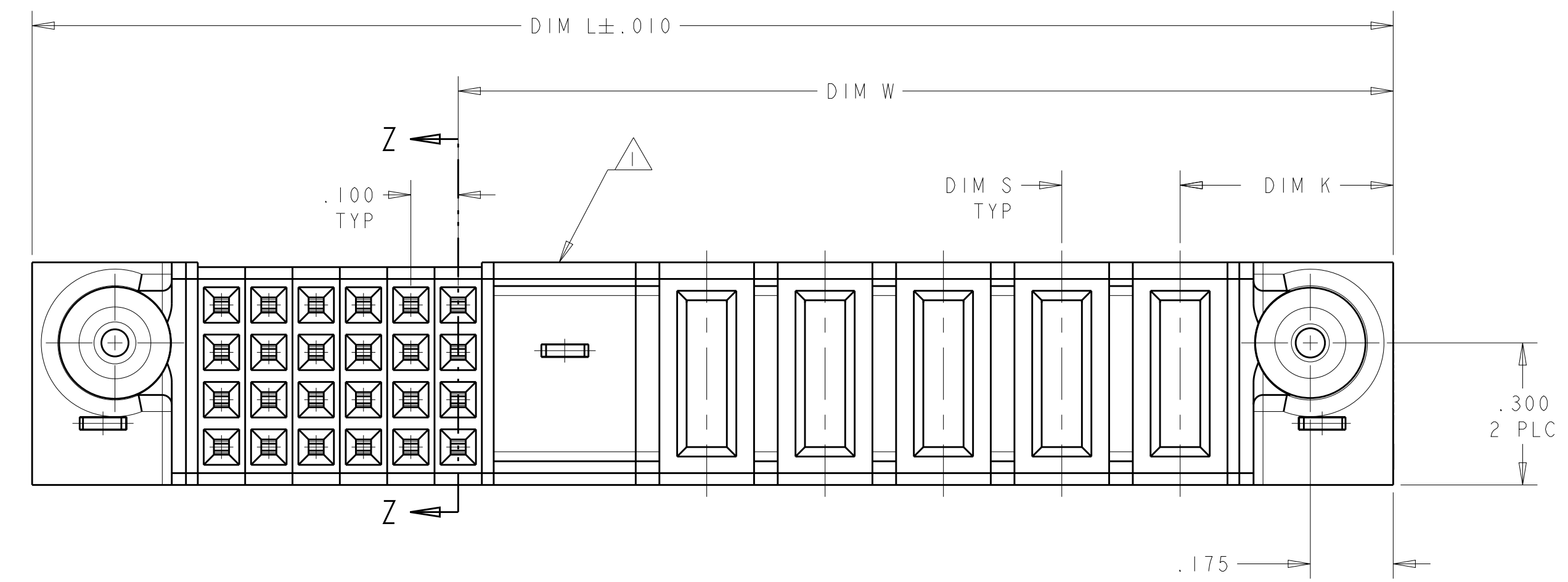
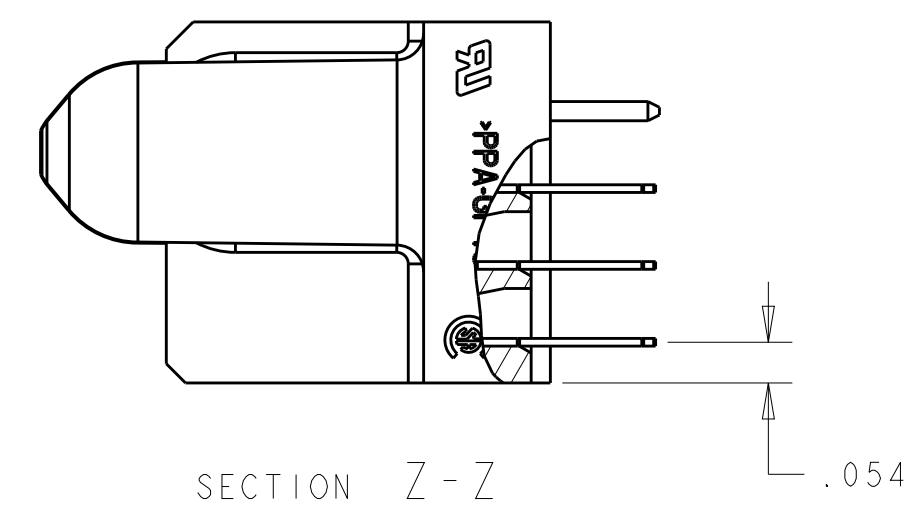
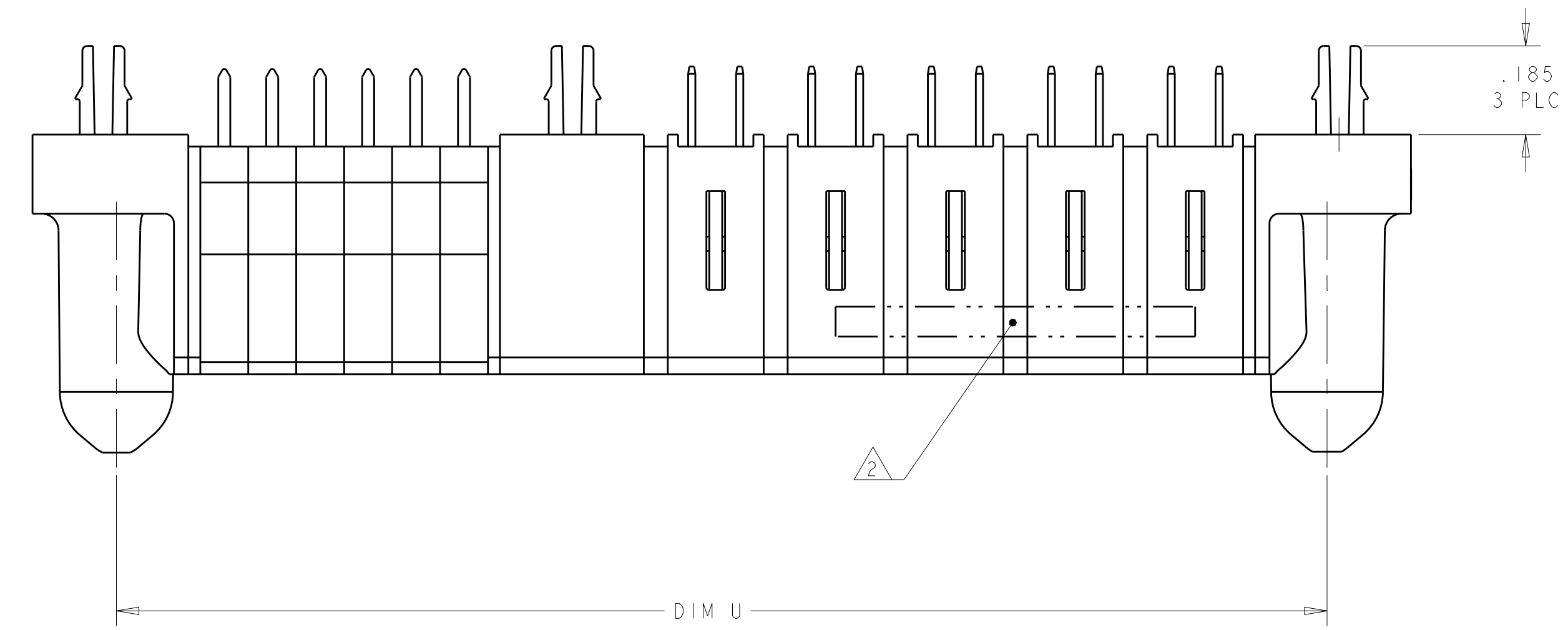


LOC	DIST	REVISIONS					
		P	LTN	DESCRIPTION	DATE	DWN	APVD
ES	00	D		REV PER ECR-11-023806	25NOV2011	CZ	SZ



- 1 OPTIONAL CENTER MODULE WITH Ø.150 THRU HOLE OR HOLD DOWN FEATURE
- 2 AMP, PART NUMBER, AND DATE CODE TO BE MARKED IN AREA AS SHOWN
PARTS UNDER 2.00 LONG MAY BE MARKED ON BOTH SIDES
- 3 MATERIAL: HOUSING - GLASS FILLED HIGH TEMP THERMO PLASTIC, UL94 V-0
SIGNAL CONTACT - HIGH CONDUCTIVITY COPPER ALLOY
POWER CONTACT - HIGH CONDUCTIVITY COPPER ALLOY
- 4 CONTACT PLATING: NOBLE METAL PLATING ON CONTACT FUNCTIONAL AREA
OF POWER AND SIGNAL CONTACTS
- 5 MECHANICAL CONNECTOR KEEP OUT ZONE
- 6 DATUM AND BASIC DIMENSIONS ESTABLISHED BY CUSTOMER
- 7 PCB - ALL HOLE DIAMETERS ARE FINISHED HOLE SIZES
- 8 PCB - .0453 +/- .0010 DRILLED HOLES PLATED WITH .0003 MIN Sn
OVER .001 TO .003 PLATING TO ACHIEVE A .040 HOLE
- 9 NOT RELEASED FOR PRODUCTION
- 10 VARIABLE DIMENSION SHOW ON TABLE OR PART VIEW.



2.825	△	2.300	2.875	-	3.175	.475	3ACP + 4P + 24S	2-6450142-0
2.900	.250	2.875	2.950	-	3.250	.450	10P + 4S	1-6450142-9
1.600	.250	1.375	1.650	-	1.950	.450	4P + 12S	1-6450142-8
3.875	△	3.550	3.925	-	4.225	.475	3ACP + 9P + 16S	1-6450142-7
2.700	.250	.875	2.750	-	3.050	.450	2P + 76S	1-6450142-4
2.300	.250	1.875	2.350	-	2.650	.450	6P + 20S	1-6450142-3
2.950	.200	2.425	3.000	-	3.300	.450	10HDP+24S	1-6450142-1
1.000	.250	.875	1.050	-	1.350	.450	2P + 8S	1-6450142-0
2.900	.250	2.375	2.950	-	3.250	.450	8P + 24S	6450142-9
1.100	-	.575	1.150	-	1.450	.425	1P + 24S	6450142-6
3.800	-	3.550	3.850	-	4.150	.475	11P + 12S	6450142-4
3.000	.250	2.375	3.050	-	3.350	.450	8P + 28S	6450142-3
1.675	.250	1.425	1.725	-	2.025	.475	4P + 12S	6450142-2
1.675	.250	1.425	1.725	-	2.025	.475	4P + 12S	6450142-1
DIM U	DIM S	DIM W	DIM D	DIM M	DIM L	DIM K	DESCRIPTION	PART NUMBER

THIS DRAWING IS A CONTROLLED DOCUMENT. DWN: R. GRZYBOWSKI 15FEB05
 CHK: M. PERCHERKE 15FEB05

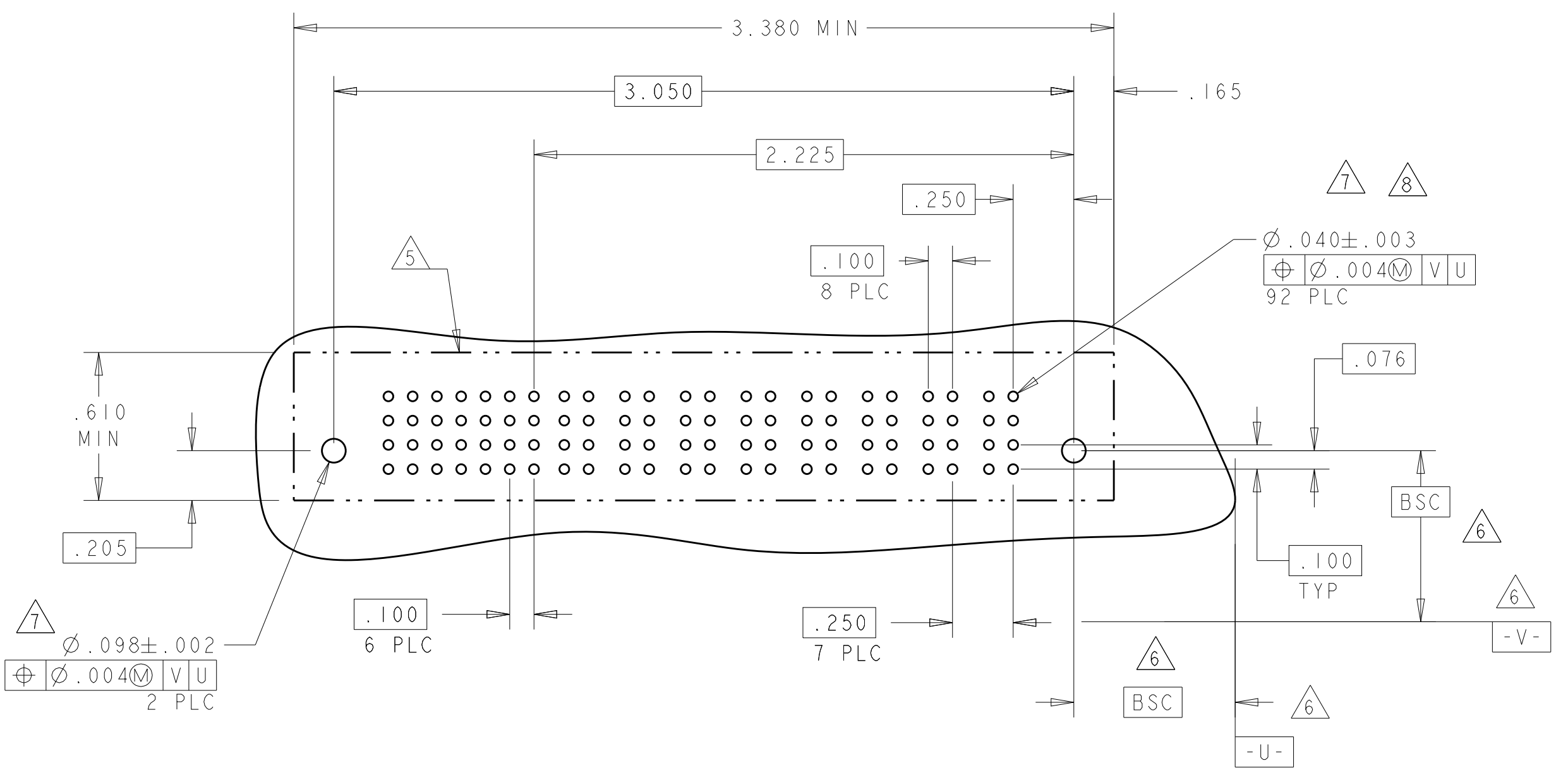
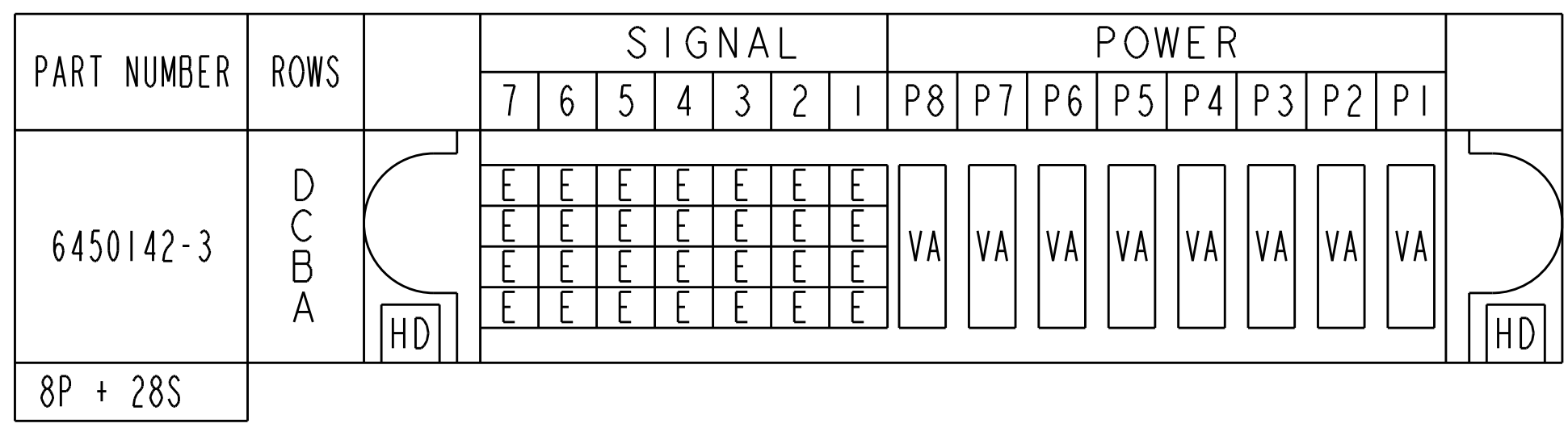
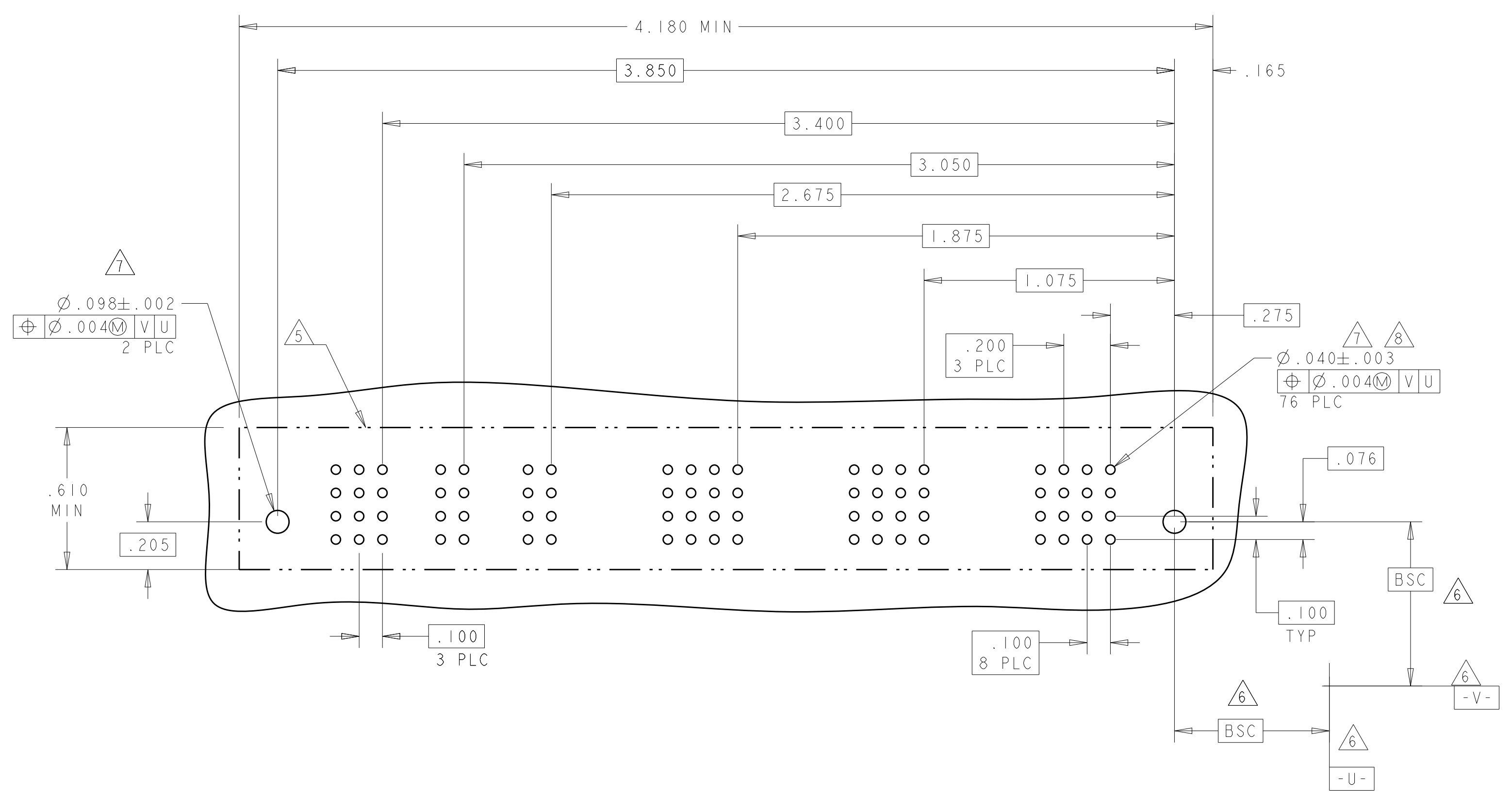
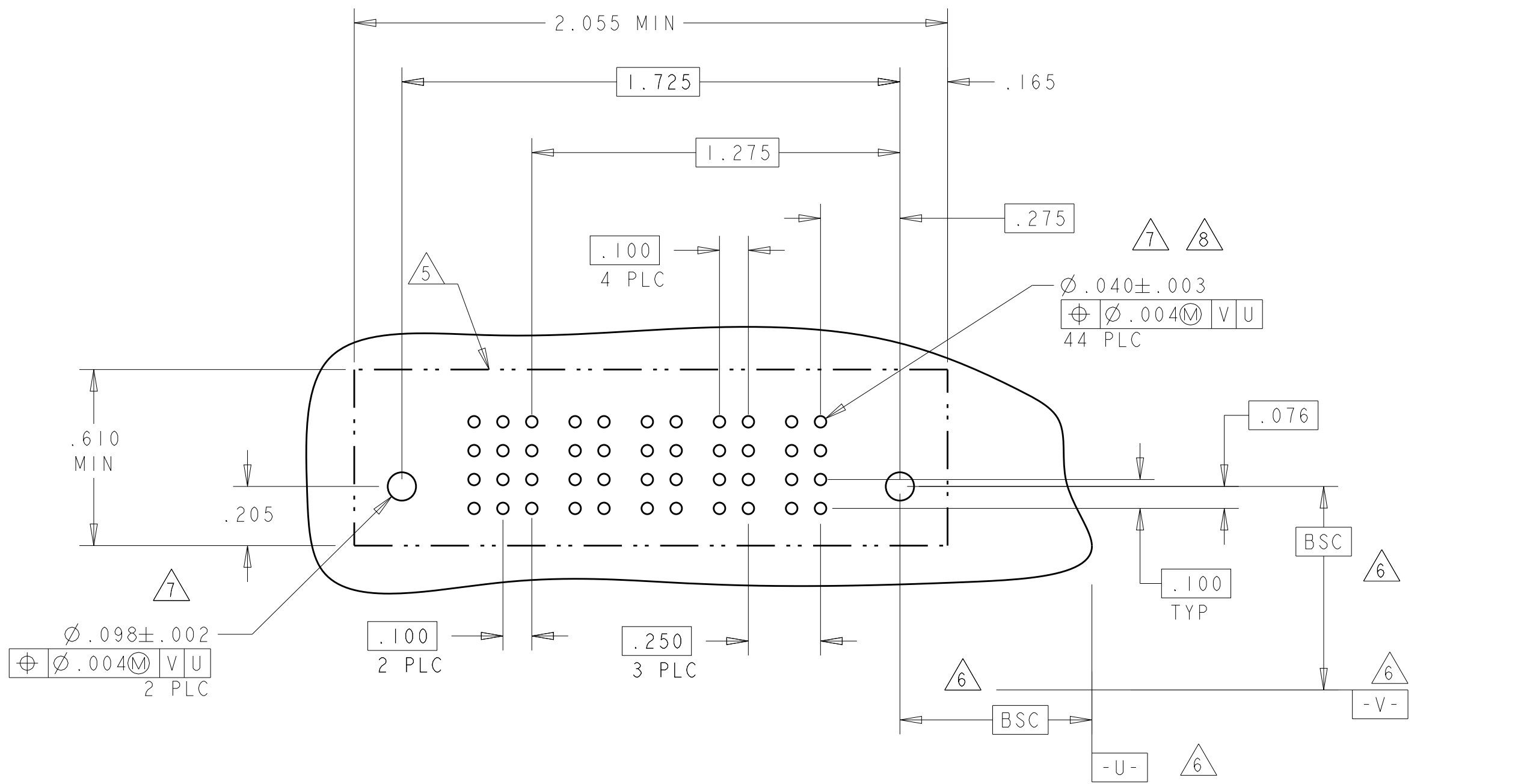
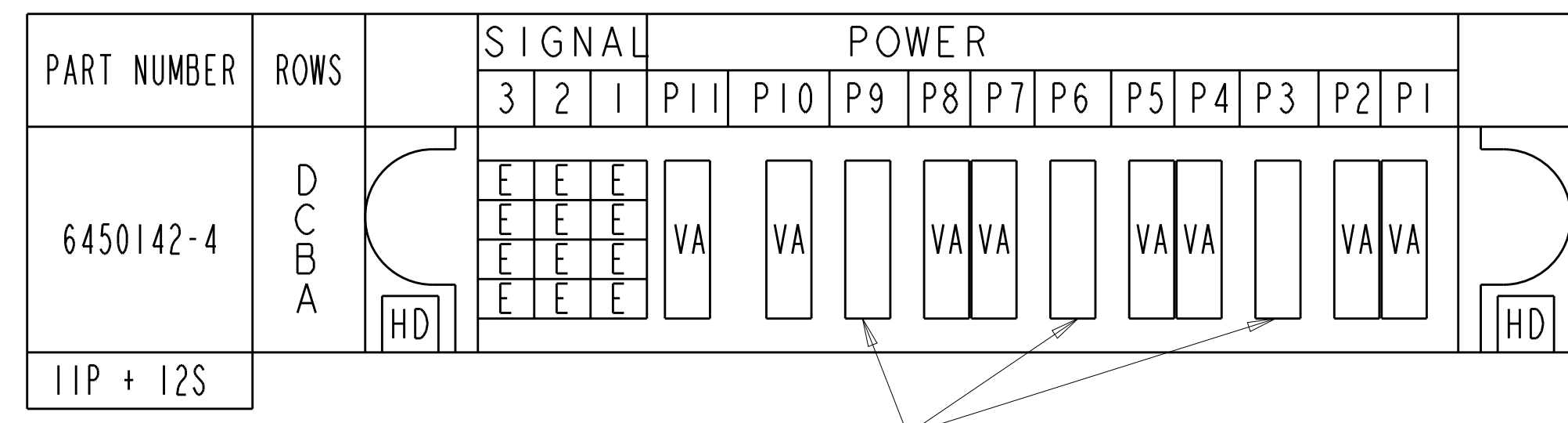
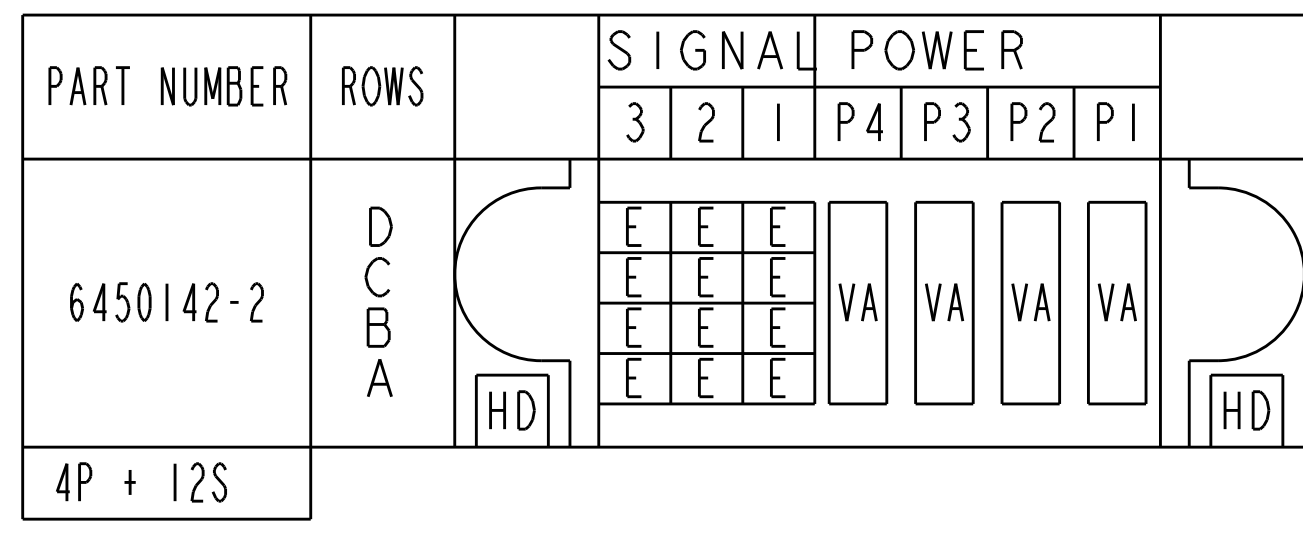
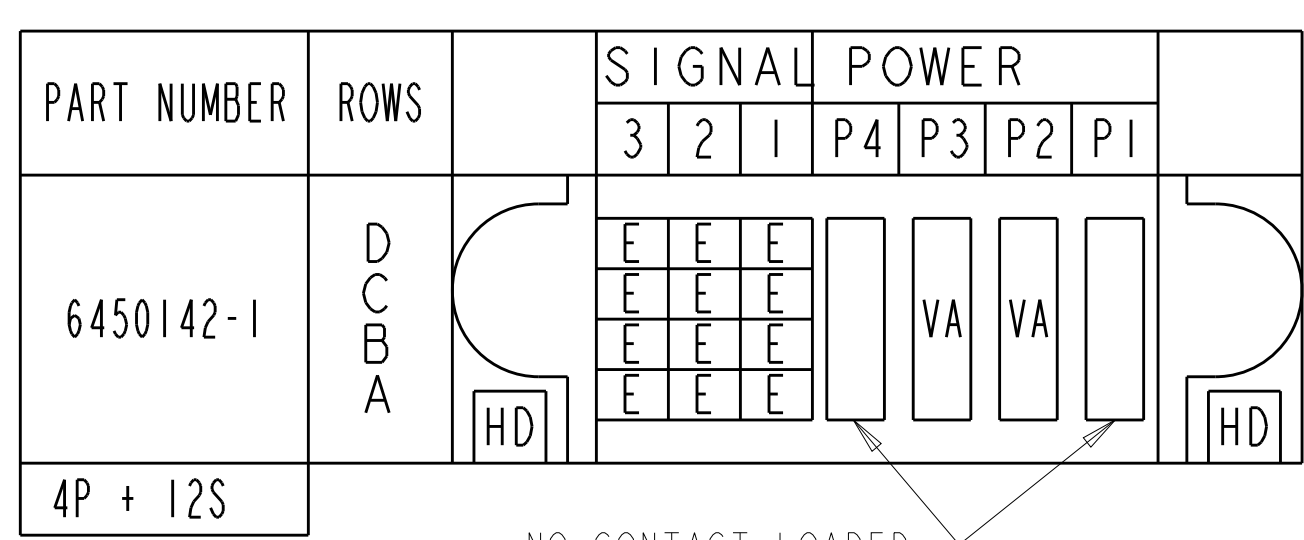
DIMENSIONS: INCHES TOLERANCES UNLESS OTHERWISE SPECIFIED:
 0 PLC ±.01
 2 PLC ±.01
 3 PLC ±.005
 4 PLC ±.0020
 ANGLES ±.0020

MATERIAL: FINISH: 3 4

TE Connectivity
TE
 VERTICAL RECEPTACLE ASSEMBLY WITH GUIDES MULTI-BEAM XL

SIZE: 114-13038 CAGE CODE: 6450142 DRAWING NO: 108-1973 APPLICATION SPEC: 114-13038 WEIGHT: CUSTOMER DRAWING SCALE: 1:1 SHEET 1 OF 7 REV: D

LOC		DIST		REVISIONS			
ES	00	P	LTN	DESCRIPTION	DATE	OWN	APVD
				SEE SHEET 1			



CODE	TAIL LENGTH	CODE	TAIL LENGTH	DESCRIPTION
J	.090	VN	.090	STD
E	.135	VB	.090	MFBL
		VM	.135	STD
		VA	.135	MFBL
SIGNAL CONTACT		POWER CONTACT		

THIS DRAWING IS A CONTROLLED DOCUMENT. DWN: R.GRZYBOWSKI 15FEB05
 CHK: M.PERCHEKKE 15FEB05
 APVD: M.PERCHEKKE

DIMENSIONS: INCHES
 TOLERANCES UNLESS OTHERWISE SPECIFIED:
 0 PLC ±.01
 1 PLC ±.01
 2 PLC ±.01
 3 PLC ±.005
 4 PLC ±.002
 ANGLES ±.020

MATERIAL: . FINISH: .

PRODUCT SPEC: 108-1973
 APPLICATION SPEC: 114-13038
 WEIGHT: .

NAME: VERTICAL RECEPTACLE ASSEMBLY WITH GUIDES MULTI-BEAM XL
 SIZE: A1
 CAGE CODE: 100779
 DRAWING NO: 6450142
 RESTRICTED TO: .

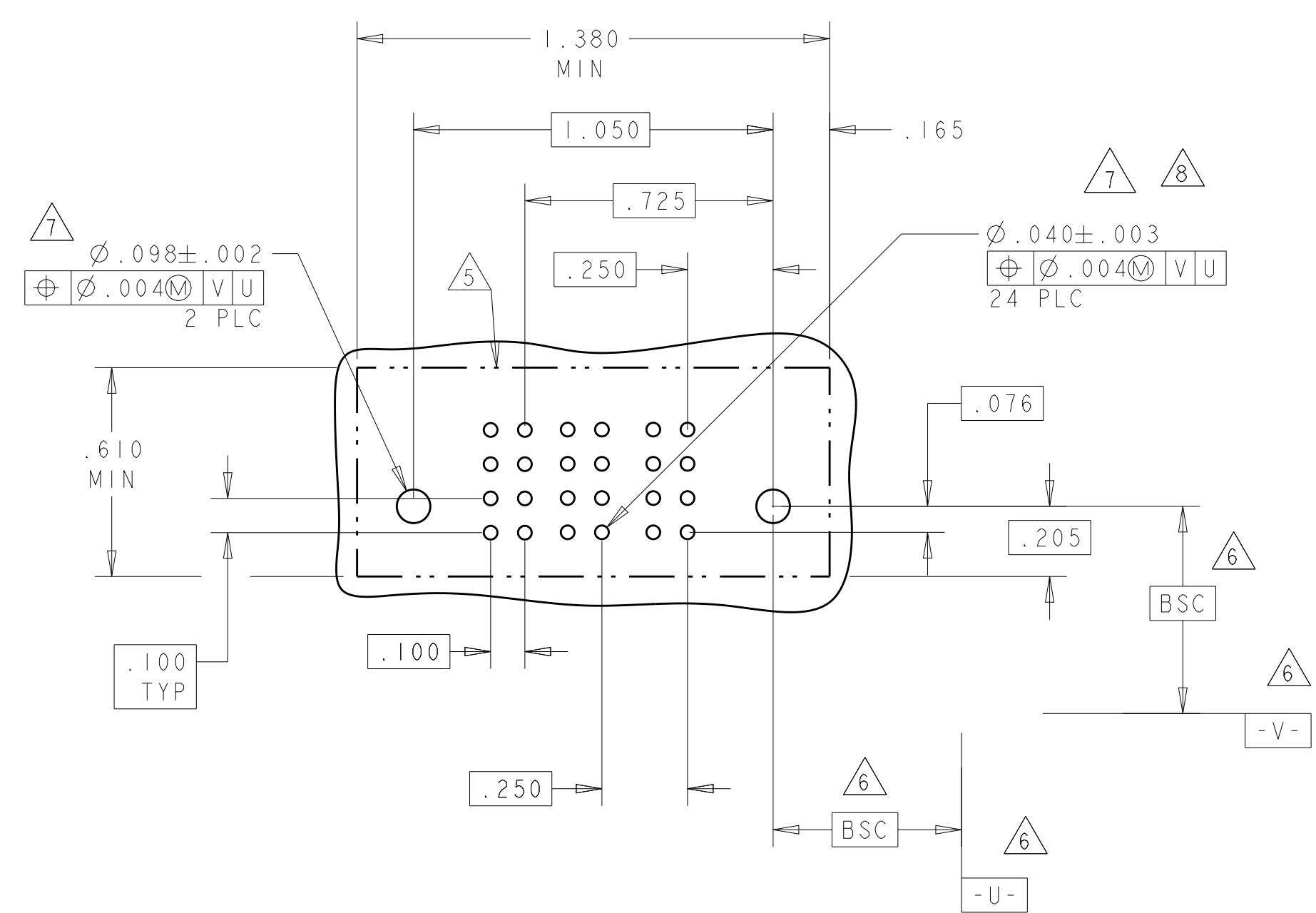
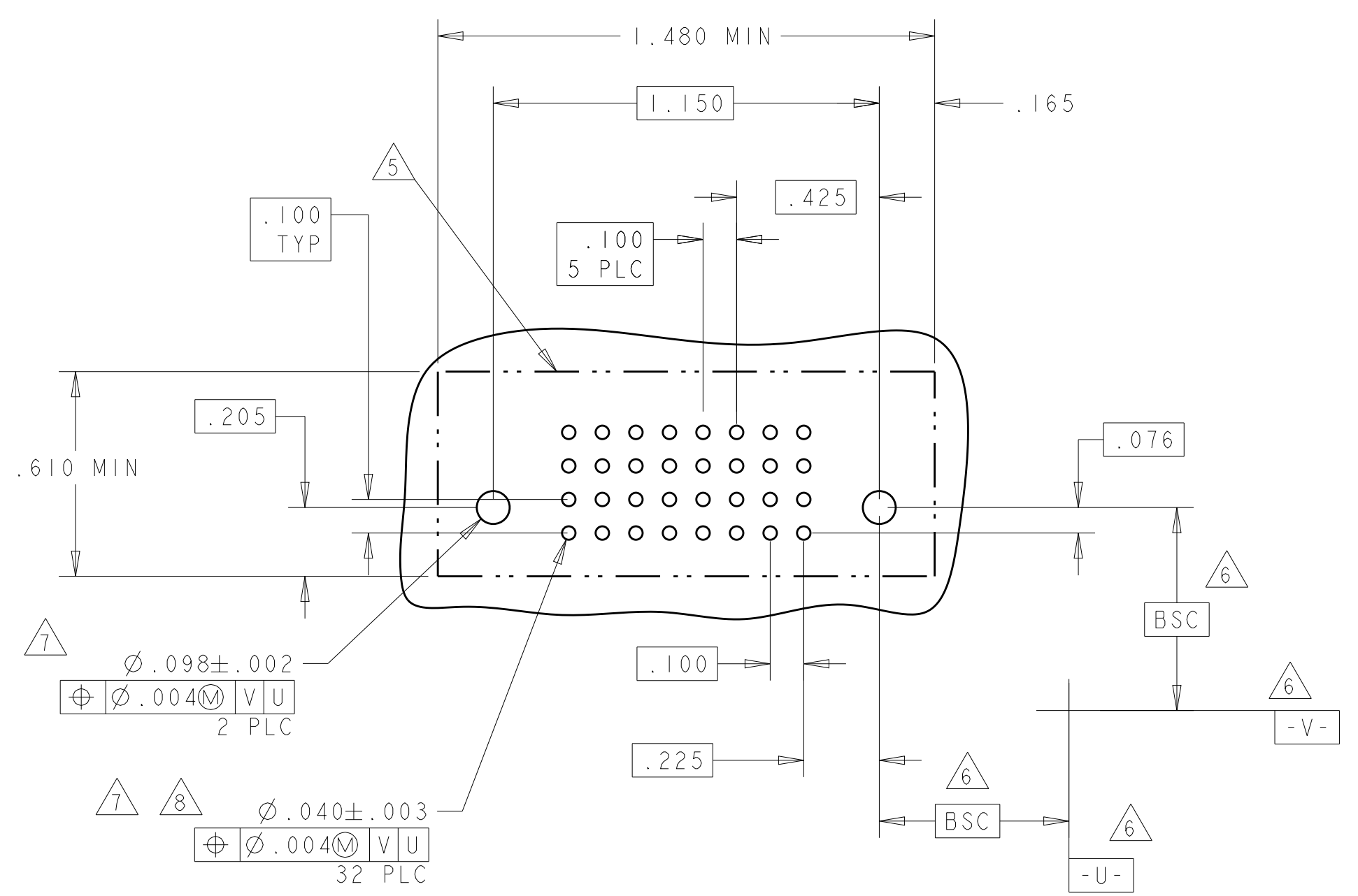
CUSTOMER DRAWING SCALE: 1:1 SHEET 2 OF 7 REV: D1

LOC	DIST	REV	DATE	BY	APPV
ES	00				

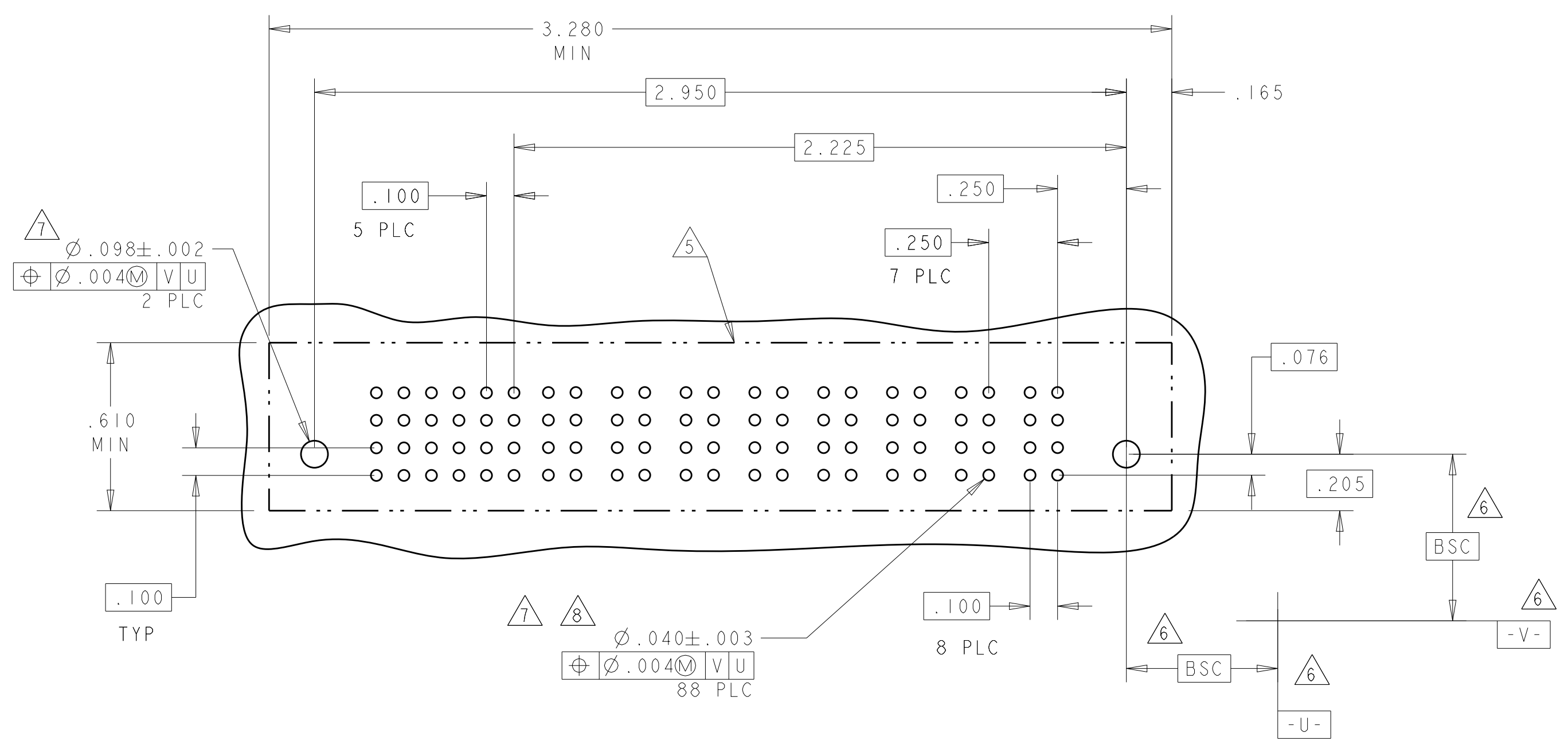
REVISIONS					
REV	DATE	BY	APPV	DESCRIPTION	DATE
-	-	-	-	SEE SHEET 1	-

PART NUMBER	ROWS	SIGNAL						POWER
		6	5	4	3	2	1	PI
6450142-6	D C B A	E	E	E	E	E	E	VA
		E	E	E	E	E	E	
		E	E	E	E	E	E	
		E	E	E	E	E	E	
IP + 24S								

PART NUMBER	ROWS	SIGNAL		POWER	
		2	1	P2	PI
I-6450142-0	D C B A	E	E	VA	VA
		E	E		
		E	E		
		E	E		
2P + 8S					



PART NUMBER	ROWS	SIGNAL								POWER							
		6	5	4	3	2	1	P8	P7	P6	P5	P4	P3	P2	PI		
6450142-9	D C B A	E	E	E	E	E	E	VA	VA	VA	VA	VA	VA	VA	VA		
		E	E	E	E	E	E										
		E	E	E	E	E	E										
		E	E	E	E	E	E										
8P + 24S																	



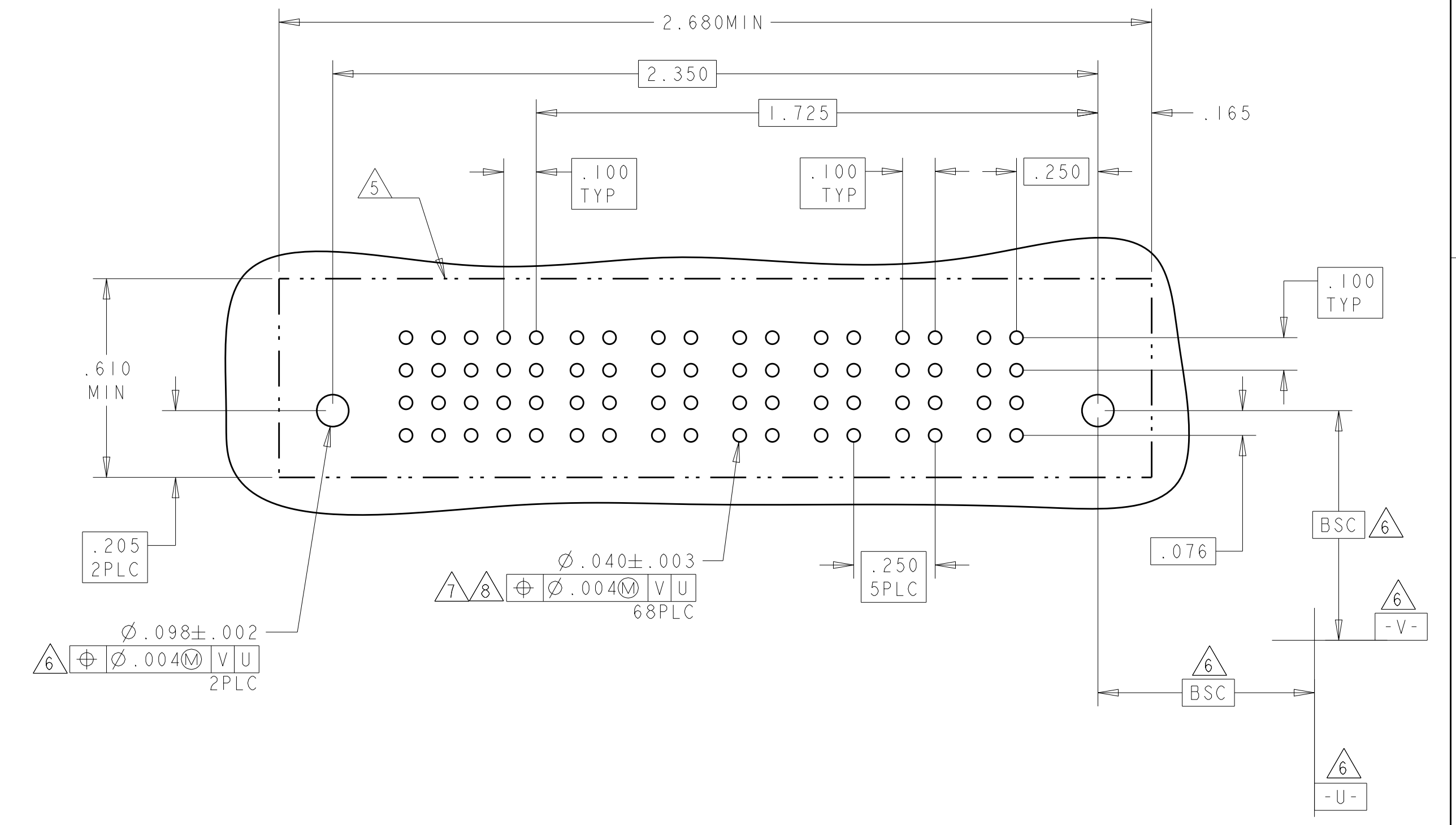
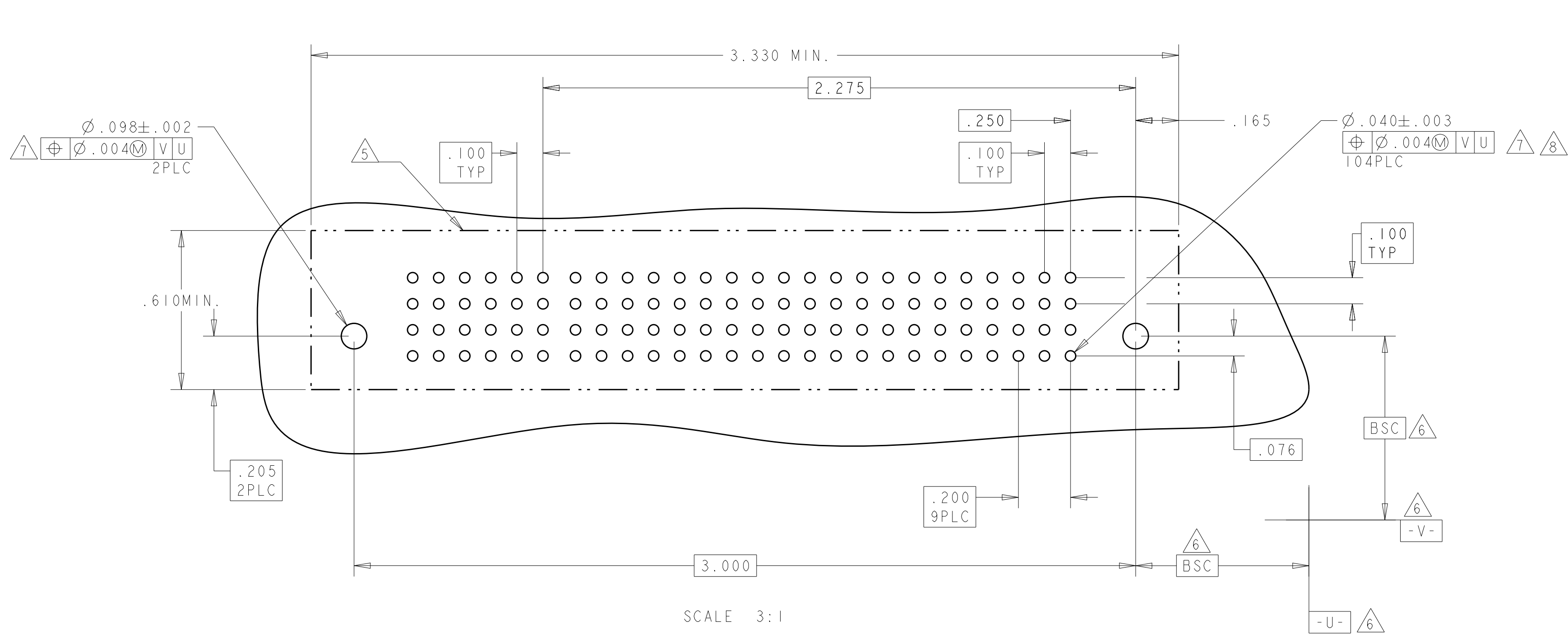
THIS DRAWING IS A CONTROLLED DOCUMENT.

DIMENSIONS: INCHES	TOLERANCES UNLESS OTHERWISE SPECIFIED: 0 PLC ±. 1 PLC ±.01 2 PLC ±.01 3 PLC ±.005 4 PLC ±.0020 ANGLES ±.07°	OWN: R. GRZYBOWSKI 15FEB05 CHK: M. PERCHERKE 15FEB05 APPV: M. PERCHERKE	NAME: VERTICAL RECEPTACLE ASSEMBLY WITH GUIDES MULTI-BEAM XL
MATERIAL: -	FINISH: -	PRODUCT SPEC: 108-1973 APPLICATION SPEC: 114-13038 WEIGHT: -	SIZE: A1 CAGE CODE: 6450142 DRAWING NO: 100779
CUSTOMER DRAWING		SCALE: 1:1	SHEET 3 OF 7

LOC		DIST		REVISIONS			
P	LTN	DATE	DMN	APVD	DESCRIPTION		
ES	00	-	-	-	SEE SHEET 1		

PART NUMBER	HOUSING P/N	ROWS	SIGNAL					POWER					HD	HD				
			6	5	4	3	2	1	P10	P9	P8	P7			P6	P5	P4	P3
1-6450142-1	1-1450182-8	D C B A	E	E	E	E	E	E	VA	VA	VA	VA	VA	VA	VA	VA	VA	VA
10HDP + 24S																		

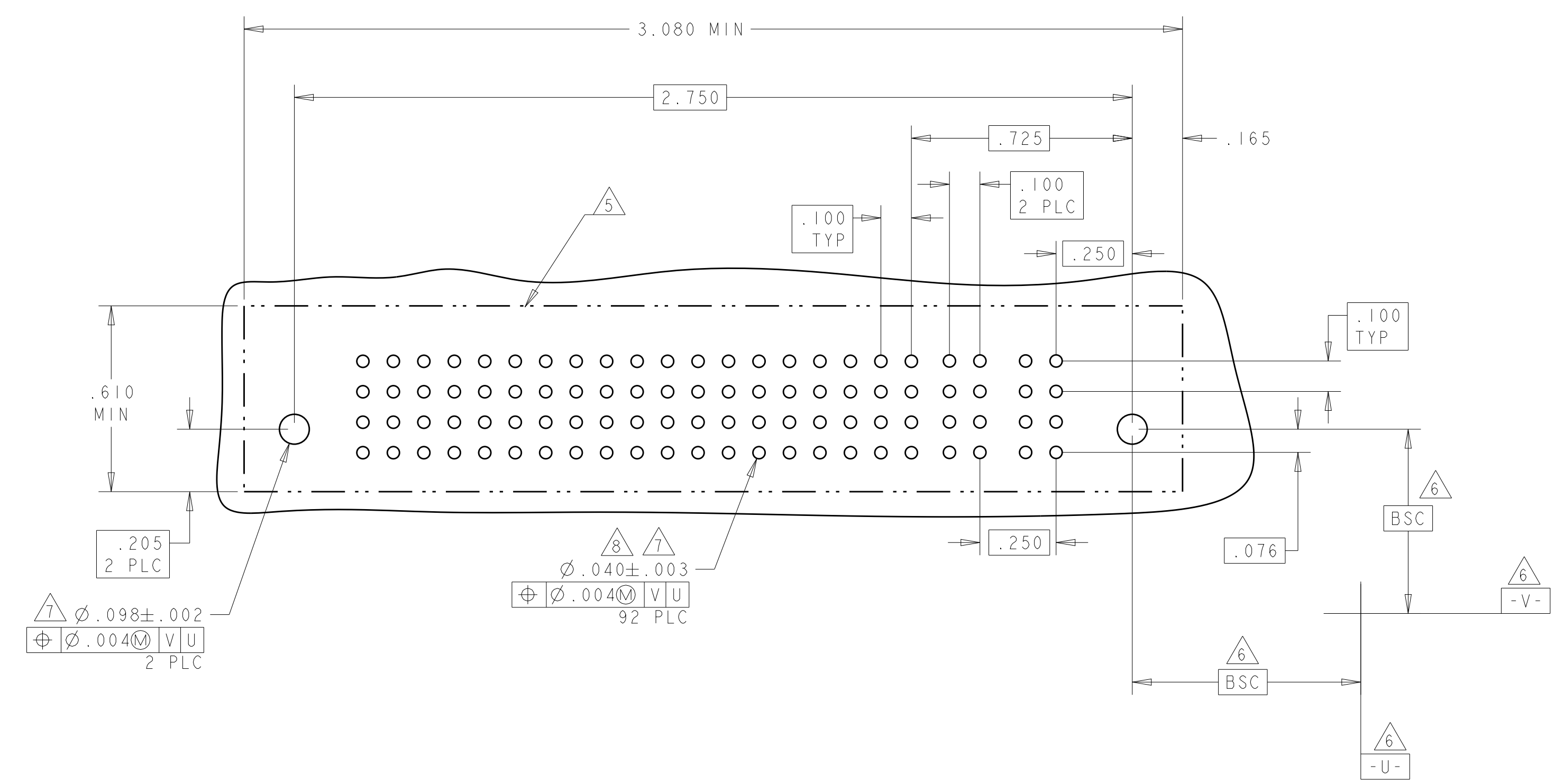
PART NUMBER	ROWS	SIGNAL					POWER					HD	HD
		5	4	3	2	1	P6	P5	P4	P3	P2		
1-6450142-3	D C B A	E	E	E	E	E	VM	VM	VM	VM	VM	VM	
6P + 20S													



THIS DRAWING IS A CONTROLLED DOCUMENT.		OWN: R. GRZYBOWSKI 15FEB05	
DIMENSIONS: INCHES		CHK: M. PERCHERKE 15FEB05	
TOLERANCES UNLESS OTHERWISE SPECIFIED:		APVD: M. PERCHERKE	NAME: VERTICAL RECEPTACLE ASSEMBLY WITH GUIDES MULTI-BEAM XL
0 PLC ± 1 PLC ±.01 2 PLC ±.01 3 PLC ±.005 4 PLC ±.0020 ANGLES ±.020		PRODUCT SPEC: 108-1973	SIZE: A1
MATERIAL: -		APPLICATION SPEC: 114-13038	CAGE CODE: C=6450142
FINISH: -		WEIGHT: -	RESTRICTED TO: -
CUSTOMER DRAWING		SCALE: 1:1	SHEET 4 OF 7 REV: D1

LOC	DIST	REVISIONS			
P	LTN	DESCRIPTION	DATE	DMN	APVD
ES	00	SEE SHEET 1	-	-	-


PART NUMBER	ROWS	SIGNAL																			POWER	
		19	18	17	16	15	14	13	12	11	10	9	8	7	6	5	4	3	2	1	P2	P1
1-6450142-4	D	E	E	E	E	E	E	E	E	E	E	E	E	E	E	E	E	E	E	E	VM	VM
	C	E	E	E	E	E	E	E	E	E	E	E	E	E	E	E	E	E	E	E		
	B	E	E	E	E	E	E	E	E	E	E	E	E	E	E	E	E	E	E	E		
2P + 76S	A																					



THIS DRAWING IS A CONTROLLED DOCUMENT.		DMN: R. GRZYBOWSKI 15FEB05													
DIMENSIONS: INCHES		CHK: M. PERCHERKE 15FEB05													
TOLERANCES UNLESS OTHERWISE SPECIFIED:		APVD: M. PERCHERKE	NAME: VERTICAL RECEPTACLE ASSEMBLY WITH GUIDES MULTI-BEAM XL												
<table border="1"> <tr> <td>0 PLC</td><td>±</td></tr> <tr> <td>1 PLC</td><td>±.01</td></tr> <tr> <td>2 PLC</td><td>±.01</td></tr> <tr> <td>3 PLC</td><td>±.01</td></tr> <tr> <td>4 PLC</td><td>±.0020</td></tr> <tr> <td>ANGLES</td><td>±.2°</td></tr> </table>		0 PLC	±	1 PLC	±.01	2 PLC	±.01	3 PLC	±.01	4 PLC	±.0020	ANGLES	±.2°	PRODUCT SPEC: 108-1973	SIZE: A1
0 PLC	±														
1 PLC	±.01														
2 PLC	±.01														
3 PLC	±.01														
4 PLC	±.0020														
ANGLES	±.2°														
MATERIAL: -		APPLICATION SPEC: 114-13038	CAGE CODE: C=6450142												
FINISH: -		WEIGHT: -	RESTRICTED TO: -												
CUSTOMER DRAWING		SCALE: 1:1	SHEET 5 OF 7												

LOC		DIST		REVISIONS			
ES	00	P	LTN	DESCRIPTION	DATE	DWN	APVD
		-		SEE SHEET 1			

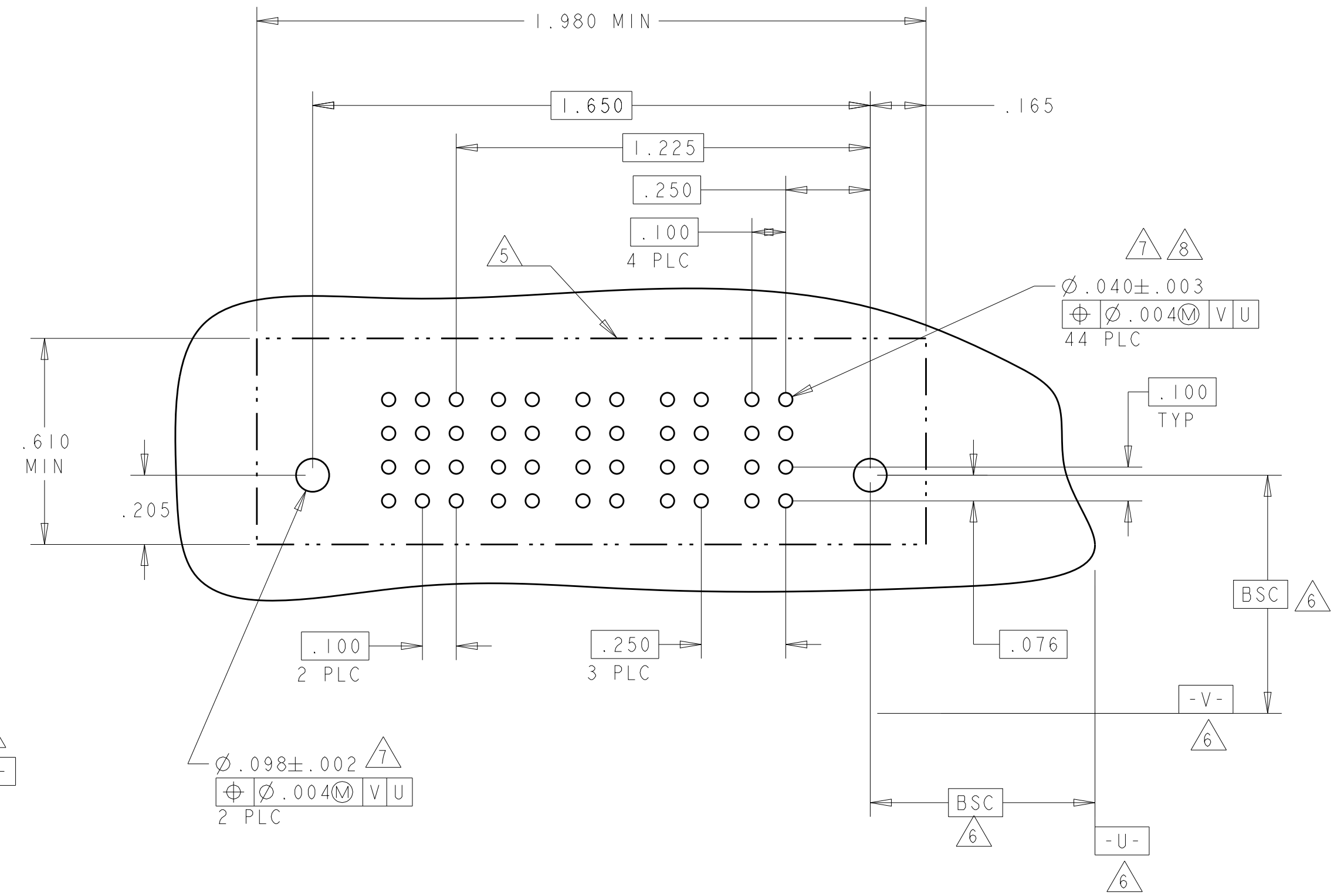
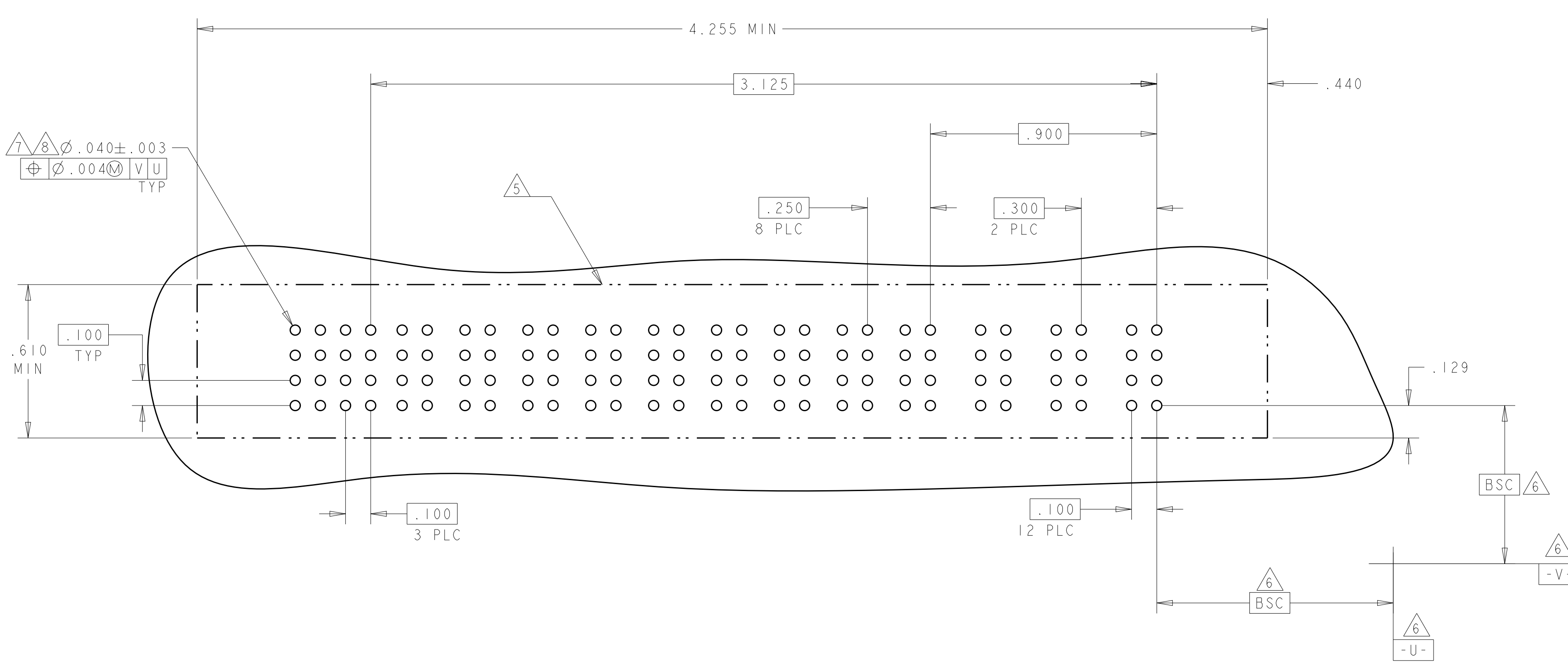
PART NUMBER	ROWS	POWER															
		4	3	2	1	P12	P11	P10	P9	P8	P7	P6	P5	P4	P3	P2	P1
I-6450142-7	D	E	E	E	E												
	C	E	E	E	E												
	B	E	E	E	E	VM	VM	VM	VM	VM	VM	VM	VM	VA	VM	VM	
	A	E	E	E	E												



PART NUMBER	ROWS	SIGNAL			POWER			
		3	2	1	P4	P3	P2	P1
I-6450142-8	D	E	E	E				
	C	E	E	E				
	B	E	E	E	VA	VA	VA	VA
	A	E	E	E				

(C2)

4P + 12S



THIS DRAWING IS A CONTROLLED DOCUMENT. DWN: R. GRZYBOWSKI 15FEB05
 CHK: M. PERCHERKE 15FEB05
 APVD: M. PERCHERKE

TE Connectivity

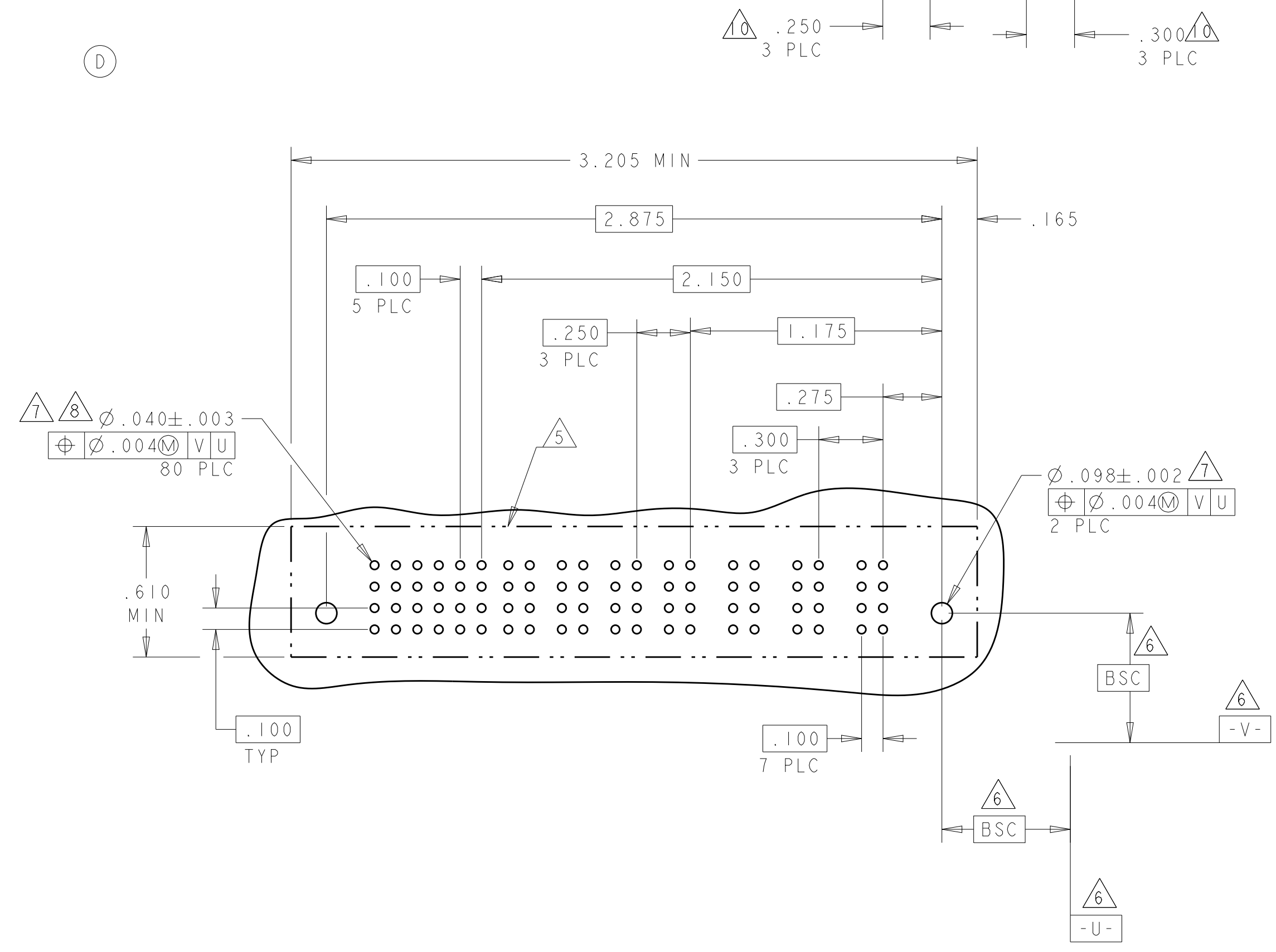
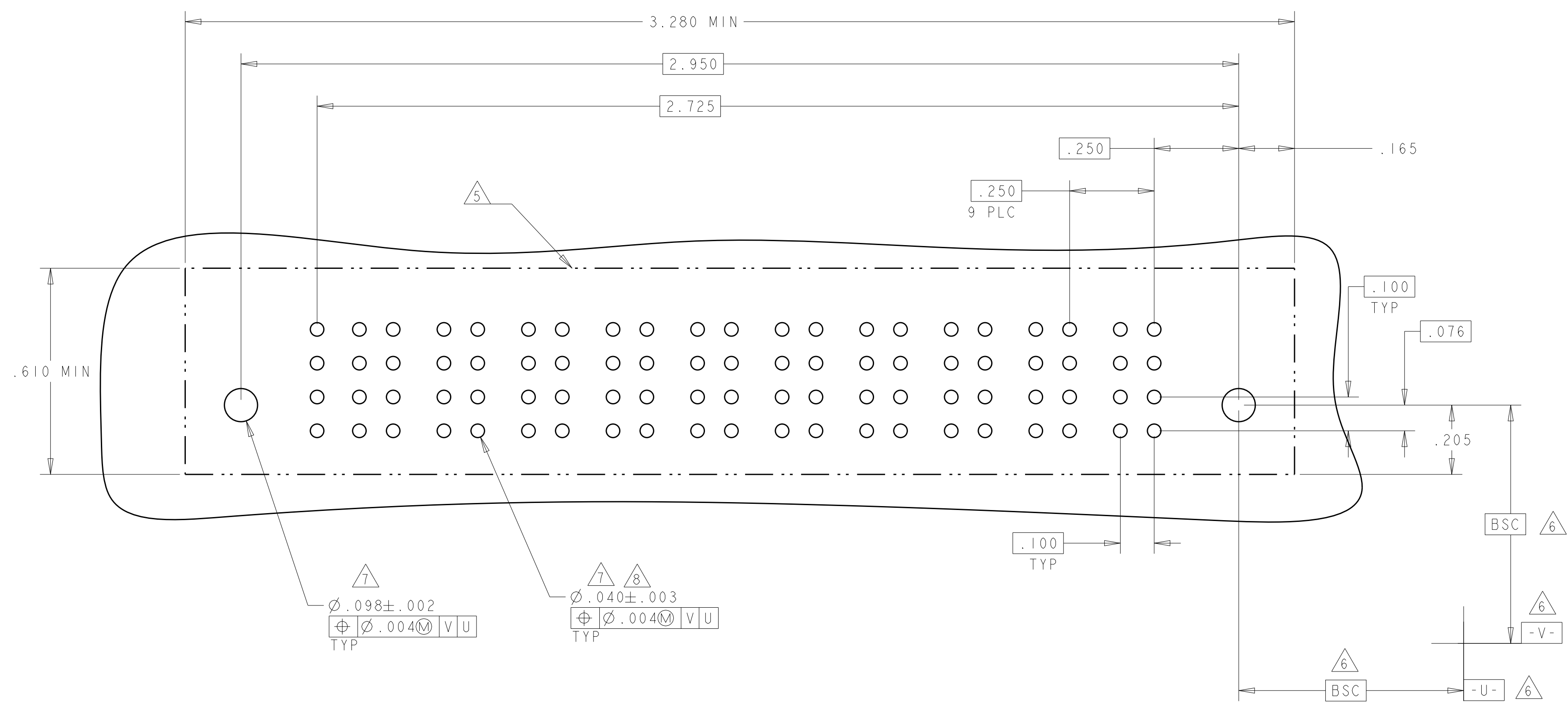
VERTICAL RECEPTACLE ASSEMBLY WITH GUIDES MULTI-BEAM XL

SIZE: 114-13038 CAGE CODE: 6450142
 WEIGHT: 1.100779
 SCALE: 1:1 SHEET 6 OF 7 REV D1

LOC	DIST	REVISIONS			
P	LTN	DESCRIPTION	DATE	OWN	APVD
ES	00	SEE SHEET 1			

PART NUMBER	ROWS	SIGNAL	POWER											
			I	P10	P9	P8	P7	P6	P5	P4	P3	P2	P1	
1-6450142-9	D C B A	E E E E	VM	VM	VM	VM	VM	VM	VM	VM	VM	VM	VM	VM
10P + 4S														

PART NUMBER	ROWS	SIGNAL						POWER						
		6	5	4	3	2	1	P7	P6	P5	P4	P3	P2	P1
2-6450142-0	D C B A	E	E	E	E	E	E	VM	VM	VM	VM	VM	VM	VM
3ACP + 4P + 24S														



THIS DRAWING IS A CONTROLLED DOCUMENT.		OWN: R. GRZYBOWSKI 15FEB05	TE Connectivity
DIMENSIONS: INCHES		CHK: M. PERCHERKE	
TOLERANCES UNLESS OTHERWISE SPECIFIED:		APVD: M. PERCHERKE	NAME: VERTICAL RECEPTACLE ASSEMBLY WITH GUIDES MULTI-BEAM XL
0 PLC ±.01		PRODUCT SPEC: 108-1973	SIZE: A1
1 PLC ±.01		APPLICATION SPEC: 114-13038	CAGE CODE: 6450142
2 PLC ±.005		WEIGHT: -	RESTRICTED TO: -
3 PLC ±.0020		CUSTOMER DRAWING	SCALE: 1:1
ANGLES ±.2°			SHEET 7 OF 7
FINISH: -			REV: D1