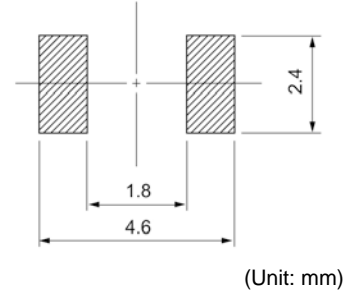
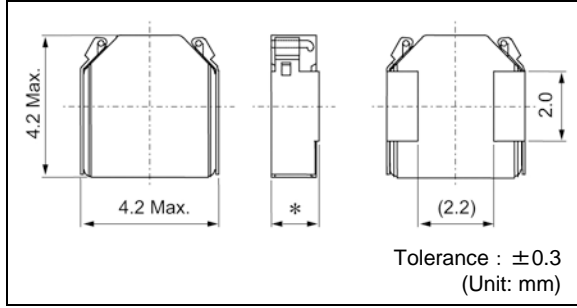



**FSD0420**



Inductance Range: 0.33~10μH

Recommended patterns  
推荐焊盘尺寸



Note (\*) 2.0mm Max. height

**FEATURES 特点**

- 4.0 × 4.0mm Max. square and 2.0mm Max. height.
- Magnetically shielded construction, low DC resistance.
- The use of magnetic iron powder ensure capability for large current.
- Low audible core noise.
- Ideal for DC-DC converter applications
- Operating temperature : -20~+100°C
- 最大4.0 × 4.0毫米的平面，最大高度2.0毫米
- 磁性屏蔽结构，低直流电阻
- 使用合金系磁性粉，保证了大电流
- 低芯片噪音
- DC-DC转换器电感器的理想选择
- 使用温度范围：-20~+100°C

**STANDARD PART NUMBERS 标准零件号码**

**TYPE FSD0420 (Quantity/reel; 2,000 PCS)**

零件号码	电感值 <sup>(1)</sup>	公差	最大直流电阻 <sup>(2)</sup>	最大电感减小电流 <sup>(3)</sup>	最大温度上升电流 <sup>(4)</sup>
Part Number	Inductance <sup>(1)</sup> (μH)	Tolerance (%)	DC Resistance <sup>(2)</sup> (mΩ) Max. (Typ.)	Inductance Decrease Current <sup>(3)</sup> (A) Max. (Typ.) $\frac{\Delta L}{L} = 30\%$	Temperature Rise Current <sup>(4)</sup> $\Delta T = 40^\circ C$ (A) Max. (Typ.)
FDSD0420-H-R33M=P3	0.33	± 20	14 (12)	11 (15)	7.7 (9.1)
FDSD0420-H-R47M=P3	0.47	± 20	18 (15)	9.4 (12)	6.8 (8.0)
FDSD0420-H-R68M=P3	0.68	± 20	22 (18)	8.3 (11)	6.5 (7.6)
FDSD0420-H-1R0M=P3	1.0	± 20	29 (24)	6.8 (9.0)	5.1 (6.0)
FDSD0420-H-1R5M=P3	1.5	± 20	36 (30)	5.7 (7.7)	4.3 (5.1)
FDSD0420-H-2R2M=P3	2.2	± 20	47 (39)	4.1 (5.5)	3.6 (4.2)
FDSD0420-H-3R3M=P3	3.3	± 20	71 (59)	3.7 (4.9)	2.9 (3.4)
FDSD0420-H-4R7M=P3	4.7	± 20	83 (69)	3.6 (4.6)	2.7 (3.2)
FDSD0420-H-6R8M=P3	6.8	± 20	150 (125)	2.7 (3.6)	1.9 (2.2)
FDSD0420-H-100M=P3	10	± 20	200 (165)	2.5 (3.3)	1.7 (2.0)

(1) Inductance is measured with a LCR meter 4284A (Agilent Technologies) or equivalent.  
Test frequency at 100kHz

(2) DC resistance is measured with 34420A (Agilent Technologies) or 3541 (HIOKI). (Reference ambient temperature 25°C)

(3) Inductance Decrease Current based upon 30% inductance reduction from the initial value

(4) Temperature Rise Current based upon 40°C temperature rise. (Reference ambient temperature 25°C)

(5) Absolute maximum voltage 30VDC.

(1) LCR仪表4284A (Agilent技术) 或者功能相同的仪器在100kHz下测试电感值。

(2) 通过数码万用表34420A (Agilent技术) 或者3541(HIOKI)测试直流电阻。(环境温度为25°C)

(3) 电感值降低电流是基于电感值从最初的值降低30%计算的。

(4) 温度升高电流是基于温度上升40°C的基础上衡量的。(参考周围环境温度25°C)

(5) 绝对最高电压30伏特。

注意：如果你准备使用该产品作为商业用途等，请确认你与我们的销售部仔细讨论了你的购买计划。

NOTICE: Please be sure that you carefully discuss your planned purchase with our sales division if you intend to use the product for business use etc. is severe.