



Sample Kit Contents


KEMET Part Number	VDC	VAC	Capacitance Value (µF)	Dimensions in mm			Lead Spacing (p)	dV/dt (V/µs)	Max K ₀ (V ² /µs)	Quantity
				B	H	L				
R82EC1100AA50K	100	63	0.0010	2.5	6.5	7.2	5.0	200	40000	3
R82IC3150AA50K	250	140	0.15	5.0	10.0	7.2	5.0	130	65000	3
R82MC2470AA50K	400	160	0.047	5.0	10.0	7.2	5.0	200	160000	3
RSBDC4150AA10K	63	40	1.5	6.0	11.0	7.2	5.0	250	31500	3
RSBIC3100AA00K	250	160	0.10	5.0	10.0	7.2	5.0	400	200000	3
RSBPC2100AA00K	630	220	0.010	6.0	11.0	7.2	5.0	800	1008000	3
R66ED4100AA7AK	100	63	1.0	5.0	10.5	10.0	7.5	150	30000	3
R66ID3220AA7AK	250	160	0.22	5.0	10.5	10.0	7.5	200	100000	3
R66MD2680AA7AK	400	200	0.068	5.0	10.5	10.0	7.5	275	220000	3
R60DF4330AA6AK	63	40	3.3	6.0	12.0	13.0	10.0	50	6300	3
R60GF3470AA6AK	160	90	0.47	5.0	11.0	13.0	10.0	100	32000	3
R60PF2470AA6AK	630	220	0.047	5.0	11.0	13.0	10.0	200	252000	3
R60DI4470AALOK	63	40	4.7	13.0	12.0	18.0	15.0	2.5	315	3
R60MI3680AA40K	400	200	0.68	10.0	16.0	18.0	15.0	20.0	16000	3
R60QI2330AALOK	1000	250	0.033	9.0	12.5	18.0	15.0	30.0	60000	3
R60EN4330AA30K	100	63	3.3	7.0	16.0	26.5	22.5	2.0	400	3
R60IN4100AA30K	250	160	1.0	6.0	15.0	26.5	22.5	8.0	4000	3
R60PN3680AA40K	630	220	0.68	11.0	20.0	26.5	22.5	12.0	15120	3
R60DR5220AA40K	63	40	22.0	13.0	22.0	32.0	27.5	1.0	126	3
R60GR5330AA00K	160	90	33.0	14.0	28.0	32.0	27.5	3.0	960	3
R60QR3470AA40K	1000	250	0.47	13.0	22.0	32.0	27.5	12.0	24000	3
R60DW6100AA40K	63	40	100.0	20.0	40.0	41.5	37.5	0.8	101	3




www.kemet.com/r60



www.kemet.com/r66

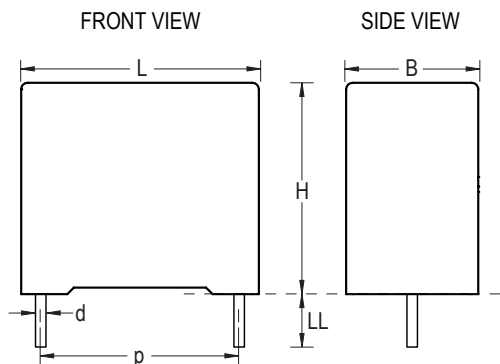


www.kemet.com/r82



www.kemet.com/rsb

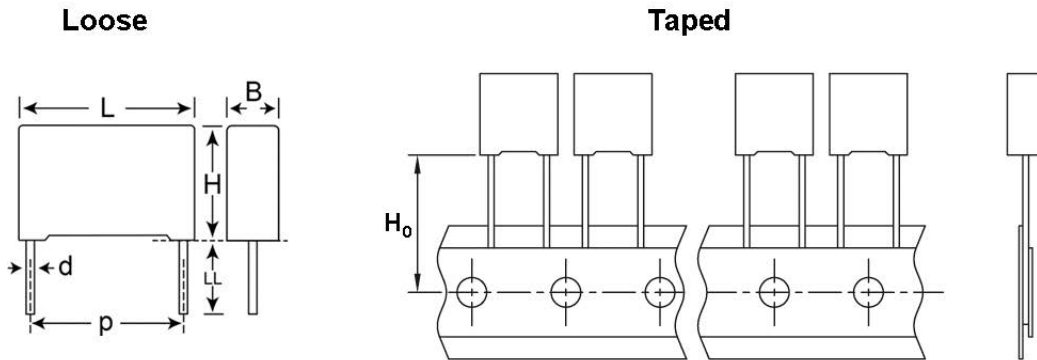
R60 Dimensions – Millimeters



p		B		H		L		d	
Nominal	Tolerance	Nominal	Tolerance	Nominal	Tolerance	Nominal	Tolerance	Nominal	Tolerance
10.0	+/- 0.4	4.0	+0.2	9.0	+0.1	13.0	+0.2	0.6	+/- 0.05
10.0	+/- 0.4	5.0	+0.2	11.0	+0.1	13.0	+0.2	0.6	+/- 0.05
10.0	+/- 0.4	6.0	+0.2	12.0	+0.1	13.0	+0.2	0.6	+/- 0.05
15.0	+/- 0.4	5.0	+0.2	11.0	+0.1	18.0	+0.3	0.8	+/- 0.05
15.0	+/- 0.4	6.0	+0.2	12.0	+0.1	18.0	+0.3	0.8	+/- 0.05
15.0	+/- 0.4	7.5	+0.2	13.5	+0.1	18.0	+0.5	0.8	+/- 0.05
15.0	+/- 0.4	8.5	+0.2	14.5	+0.1	18.0	+0.5	0.8	+/- 0.05
15.0	+/- 0.4	9.0	+0.2	12.5	+0.1	18.0	+0.5	0.8	+/- 0.05
15.0	+/- 0.4	10.0	+0.2	16.0	+0.1	18.0	+0.5	0.8	+/- 0.05
15.0	+/- 0.4	11.0	+0.2	19.0	+0.1	18.0	+0.5	0.8	+/- 0.05
15.0	+/- 0.4	13.0	+0.2	12.0	+0.1	18.0	+0.5	0.8	+/- 0.05
22.5	+/- 0.4	6.0	+0.2	15.0	+0.1	26.5	+0.3	0.8	+/- 0.05
22.5	+/- 0.4	7.0	+0.2	16.0	+0.1	26.5	+0.3	0.8	+/- 0.05
22.5	+/- 0.4	8.5	+0.2	17.0	+0.1	26.5	+0.3	0.8	+/- 0.05
22.5	+/- 0.4	10.0	+0.2	18.5	+0.1	26.5	+0.3	0.8	+/- 0.05
22.5	+/- 0.4	11.0	+0.2	20.0	+0.1	26.5	+0.3	0.8	+/- 0.05
22.5	+/- 0.4	13.0	+0.2	22.0	+0.1	26.5	+0.3	0.8	+/- 0.05
27.5	+/- 0.4	9.0	+0.2	17.0	+0.1	32.0	+0.3	0.8	+/- 0.05
27.5	+/- 0.4	11.0	+0.2	20.0	+0.1	32.0	+0.3	0.8	+/- 0.05
27.5	+/- 0.4	13.0	+0.2	22.0	+0.1	32.0	+0.3	0.8	+/- 0.05
27.5	+/- 0.4	14.0	+0.2	28.0	+0.1	32.0	+0.3	0.8	+/- 0.05
27.5	+/- 0.4	18.0	+0.2	33.0	+0.1	32.0	+0.3	0.8	+/- 0.05
27.5	+/- 0.4	22.0	+0.2	37.0	+0.1	32.0	+0.3	0.8	+/- 0.05
37.5	+/- 0.4	11.0	+0.3	22.0	+0.1	41.5	+0.3	1.0	+/- 0.05
37.5	+/- 0.4	13.0	+0.3	24.0	+0.1	41.5	+0.3	1.0	+/- 0.05
37.5	+/- 0.4	16.0	+0.3	28.5	+0.1	41.5	+0.3	1.0	+/- 0.05
37.5	+/- 0.4	19.0	+0.3	32.0	+0.1	41.5	+0.3	1.0	+/- 0.05
37.5	+/- 0.4	20.0	+0.3	40.0	+0.1	41.5	+0.3	1.0	+/- 0.05
37.5	+/- 0.4	24.0	+0.3	44.0	+0.1	41.5	+0.3	1.0	+/- 0.05
37.5	+/- 0.4	30.0	+0.3	45.0	+0.1	41.5	+0.3	1.0	+/- 0.05

Note: See Ordering Options Table for lead length (LL/H₀) options.

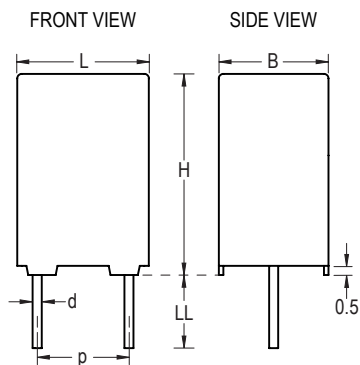
R66 Dimensions – Millimeters



p		B		H		L		d	
Nominal	Tolerance	Nominal	Tolerance	Nominal	Tolerance	Nominal	Tolerance	Nominal	Tolerance
7.5	+/- 0.4	3.0	+0.1	8.0	+0.1	10.0	+0.2	0.5	+/- 0.05
7.5	+/- 0.4	4.0	+0.1	9.0	+0.1	10.0	+0.2	0.6	+/- 0.05
7.5	+/- 0.4	5.0	+0.1	10.5	+0.1	10.0	+0.2	0.6	+/- 0.05
7.5	+/- 0.4	6.0	+0.1	12.0	+0.1	10.5	+0.2	0.6	+/- 0.05

Note: See Ordering Options Table for lead length (LL/H₀) options.

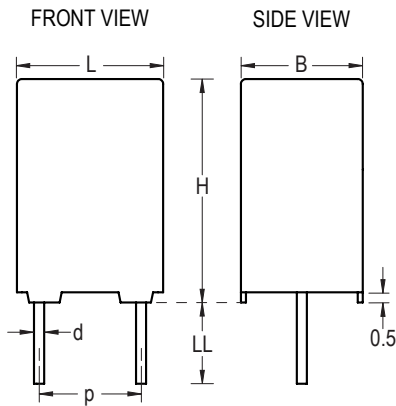
R82 Dimensions – Millimeters



p		B		H		L		d	
Nominal	Tolerance	Nominal	Tolerance	Nominal	Tolerance	Nominal	Tolerance	Nominal	Tolerance
5.0	+/-0.4	2.5	+0.1	6.5	+0.1	7.2	+0.2	0.5	+/-0.05
5.0	+/-0.4	3.5	+0.1	7.5	+0.1	7.2	+0.2	0.5	+/-0.05
5.0	+/-0.4	4.5	+0.1	9.5	+0.1	7.2	+0.3	0.5	+/-0.05
5.0	+/-0.4	5.0	+0.1	10.0	+0.1	7.2	+0.3	0.5	+/-0.05
5.0	+/-0.4	6.0	+0.1	11.0	+0.1	7.2	+0.3	0.5	+/-0.05
5.0	+/-0.4	7.2	+0.1	13.0	+0.1	7.2	+0.3	0.6	+/-0.05

Note: See Ordering Options Table for lead length (LL/H₀) options.

RSB Dimensions – Millimeters



p		B		H		L		d	
Nominal	Tolerance	Nominal	Tolerance	Nominal	Tolerance	Nominal	Tolerance	Nominal	Tolerance
5.0	+/-0.4	2.5	+0.1	6.5	+0.1	7.2	+0.2	0.5	+/-0.05
5.0	+/-0.4	3.5	+0.1	7.5	+0.1	7.2	+0.2	0.5	+/-0.05
5.0	+/-0.4	4.5	+0.1	9.5	+0.1	7.2	+0.3	0.5	+/-0.05
5.0	+/-0.4	5.0	+0.1	10.0	+0.1	7.2	+0.3	0.5	+/-0.05
5.0	+/-0.4	6.0	+0.1	11.0	+0.1	7.2	+0.3	0.5	+/-0.05

Note: See Ordering Options Table for lead length (LL/H₀) options.