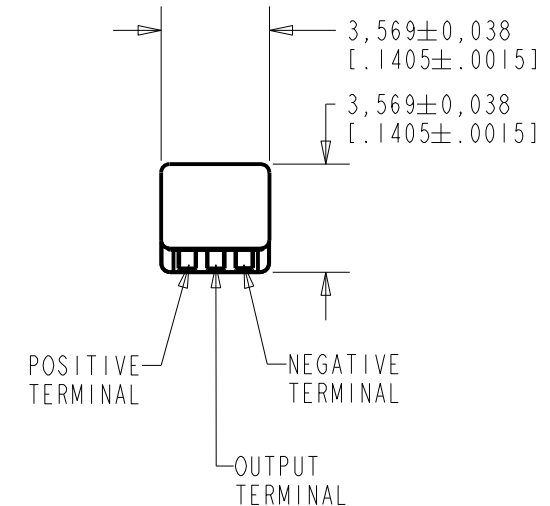
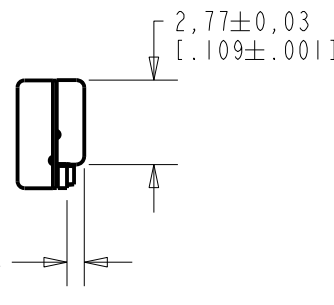
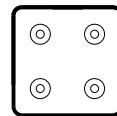
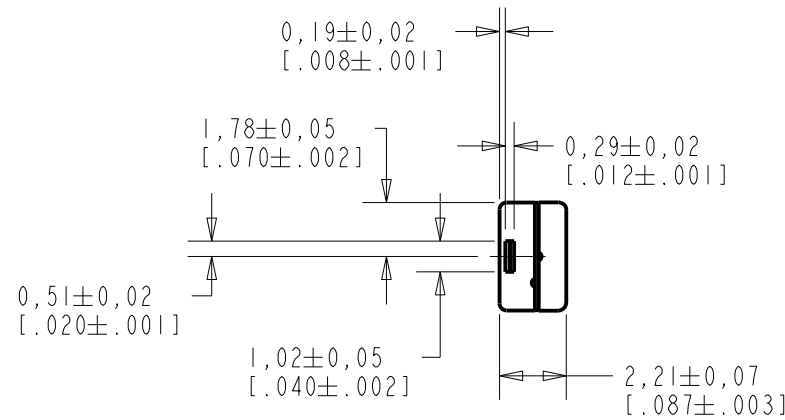


EM-26505-C56
SHT 1.1

NOTE:

1. INCREASED PRESSURE AT SOUND INLET CAUSES A POSITIVE GOING VOLTAGE TO APPEAR AT THE OUTPUT TERMINAL, RELATIVE TO THE NEGATIVE TERMINAL.



NOMINAL WEIGHT
.08 GRAM

DIMENSIONS IN MILLIMETERS [INCHES]

Revision	C.O. #	Implementation Date	RELEASE LEVEL	REVISION
G	MI0105773	10-20-14	Active	G

SCALE:

4:1

DO NOT SCALE DRAWING

TITLE:

MICROPHONE

EM-26505-C56

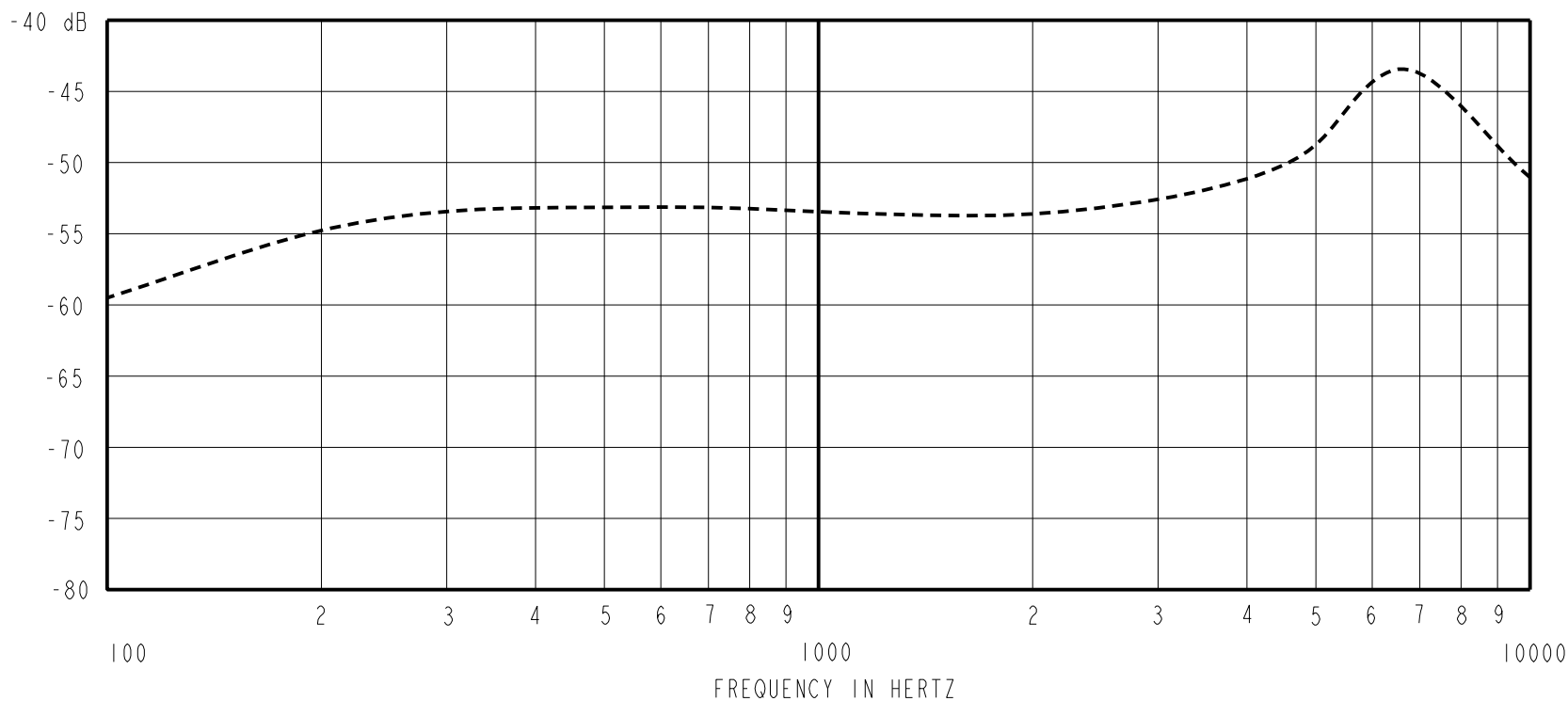
OUTLINE DRAWING

SHT 1.1

DR. BY	DATE
MMM	12-28-05
CK. BY	DATE
GJP	1-2-06
APP. BY	DATE
GJP	1-2-06

KNOWLES ELECTRONICS
ITASCA, ILLINOIS U.S.A.

SENSITIVITY IN dB RELATIVE TO 1.0 VOLT/0.1 Pa (N/M²)
FOR CONDITIONS SHOWN BELOW.



FREQUENCY	SENSITIVITY			DEVICE CONFORMITY	
	MIN.	NOM.	MAX.	RANGE OF DEVIATION FROM 1KHz	
100	---	-59.5	---	-10.0	-3.0
1000	-55.0	-53.0	-51.0	0.0	0.0
≈ 7000	---	-43.0	---	+7.0	+13.0

- NOTES:
1. CASE CONNECTED TO NEGATIVE TERMINAL.
 2. MICROPHONE TO BE FUNCTIONAL WITH 1.6 VDC SUPPLY.
 3. TYPICAL SENSITIVITY TO HUMIDITY AT 1000Hz IS 0.03 dB/%RH
 4. SENSITIVITY AND NOISE VALUES INDICATED ON THIS SPECIFICATION ARE VALID AT 50% HUMIDITY.
 5. TYPICAL POWER FEEDTHROUGH ATTENUATION: 66 dB SPL (1 kHz EQUIVALENT SPL PRODUCED BY 10 mV RMS VARIATION OF BATTERY VOLTAGE).

PORT LOCATION	DC SUPPLY	AMPLIFIER CURRENT DRAIN	SENSITIVITY CHANGE ON REDUCING SUPPLY TO 0.9VDC	"A" WEIGHTED NOISE (1 kHz EQUIV. SPL)	OUTPUT IMPEDANCE OHMS		
					MIN.	NOM.	MAX.
12N	1.3V	50 μA MAX.	3 dB MAX.	28.0 dB MAX.	2800	4400	6800

Revision	C.O. #	Implementation Date	RELEASE LEVEL	REVISION
G	MI0105773	10-20-14	Active	G

WHEN TEST LIMITS ARE USED TO ESTABLISH INCOMING INSPECTION ACCEPTANCE/REJECTION CRITERIA, CORRELATION OF TEST EQUIPMENT WITH KNOWLES IS ALSO REQUIRED FOR ELIMINATION OF EQUIPMENT AND TEST METHOD VARIATION		DR. BY	DATE
TITLE: MICROPHONE PERFORMANCE SPECIFICATION		MMM	12-28-05
		GJP	1-2-06
EM-26505-C56 SHT 2.1		APP. BY	DATE
		GJP	1-2-06

KNOWLES ELECTRONICS
ITASCA, ILLINOIS U.S.A.