


### Photo-link Light Transmitter Unit PLT133 SERIES



#### Features

- High speed signal transmission ( 16Mbps NRZ Signal )
- TTL interface compatible
- +3~+5V single power source
- The product itself will remain within RoHS compliant version.

#### Description

The opto-electrical component is assembled with a 660nm AlGaInP LED and a driver IC. It transforms the electrical signal to optical signal and be transmitted by 1mm diameter plastic optical fiber.

The component is operated at +3~+5V and has good performance at low dissipation current, steady light output and efficient light coupling.

#### Applications

- Digital audio equipment
- CD player
- DVD player

#### Device Selection Guide

Chip		Operating Voltage (Vcc)	Dissipation Current (mA)		Fiber Coupling Light Output (dBm)		
Material	$\lambda_p$ (nm)		Typ.	Max.	Min.	Typ.	Max.
AlGaInP	660	+3.0~5.0	5.5	10	-21	---	-15

### Absolute Maximum Ratings (Ta=25 )

Parameter	Symbol	Rating	Unit
Supply Voltage	Vcc	-0.5 to 7	V
DC Input Voltage	Vin	-0.5 to Vcc+0.5	V
Storage Temperature	Tstg	-40 to 85	°C
Operating Temperature	Topr	-40 to 85	°C
Soldering Temperature	Tsol	260*	°C
Human Body Model ESD	HBM	3K	V
Machine Model ESD	MM	300	V

**Notes:** Soldering time 10 seconds.

### Recommended Operating Conditions

Parameter	Symbol	Conditions	MIN.	TYP.	MAX.	Unit
Supply Voltage	Vcc	-	2.7	3.0	5.50	V

### Electro-Optical Characteristics (Ta=25°C, Vcc=5.0V, 16Mbps)

Parameter	Symbol	Conditions	MIN.	TYP.	MAX.	Unit
Peak Emission Wavelength	$\lambda_p$		640	660	680	nm
Transmission Rate		NRZ Signal	DC	-	16	Mbps
Fiber Coupling Output Power	Pf	* Measuring Method 1	-21	-	-15	dBm
Dissipation Current	Icc	* Measuring Method 1	3	-	10	mA
High Level Input Voltage	Vih		2	-	-	V
Low Level Input Voltage	Vil		-	-	0.8	V
Rise Time	Tr	[1] ; *2 NRZ Code VFLED = 2.0V	-	15	20	ns
Fall Time	Tf		-	15	20	ns
Low to High Delay Time	tpLH	* Measuring Method 2	-	-	100	ns
High to Low Delay Time	tpHL	* Measuring Method 2	-	-	100	ns
Pulse Width Distortion	$\Delta tw$	* Measuring Method 2	-15	-	15	ns
Jitter	$\Delta tj$	* Measuring Method 2	-	1.5	15	ns

\*Note 1 : All Plastic Optical Fiber ( 980/1000um )

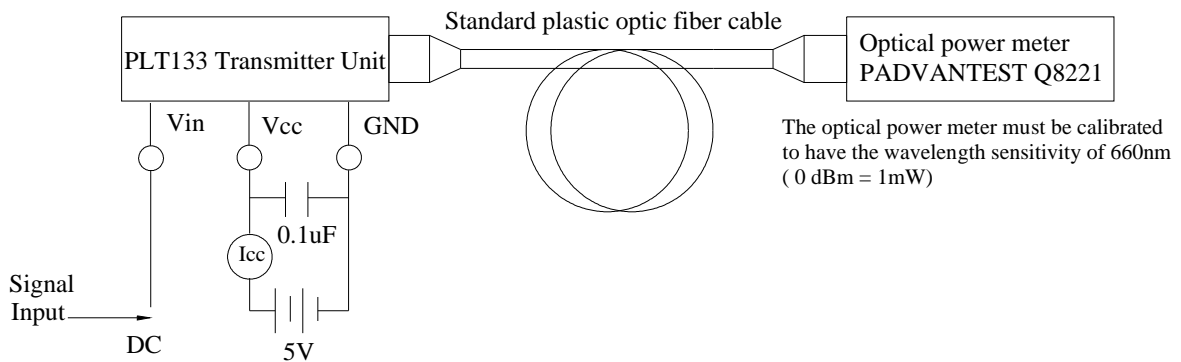
\*Circuit Layout Notice:

When power is off, it must be cut off together in Vin and Vcc pin.  
If it only has Vcc power-off, LED will sure to be no output power.

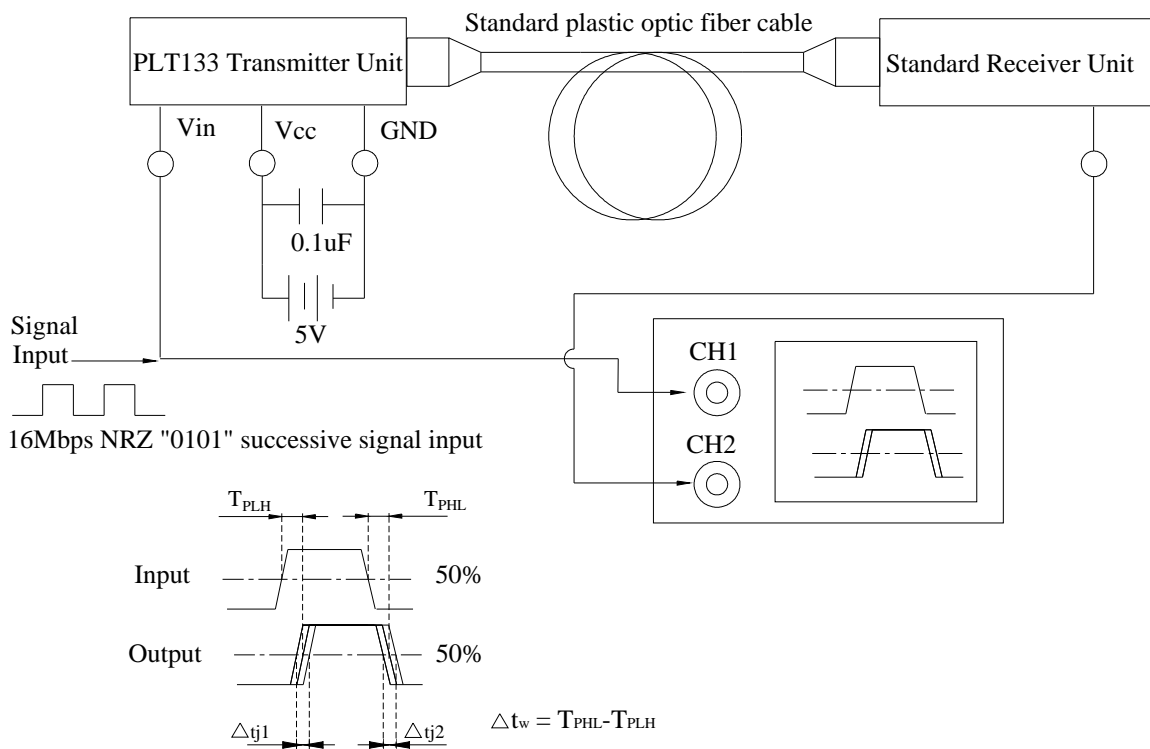
Vcc	Vin	LED Condition
2.7~5.5V	High	ON
2.7~5.5V	Low	OFF
2.7~5.5V	FLOATING	ON
FLOATING	0~Vcc	ON

Measuring Method

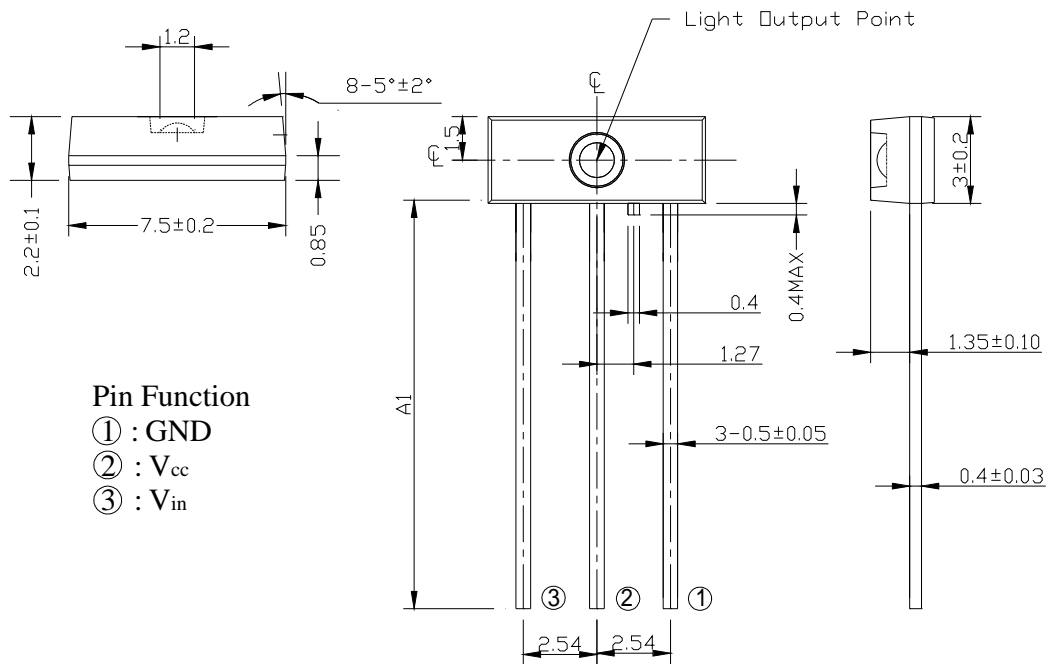
\*1 Measuring method of optical output coupling fiber and dissipation current



\*2 Pulse response measuring method



Package Dimension

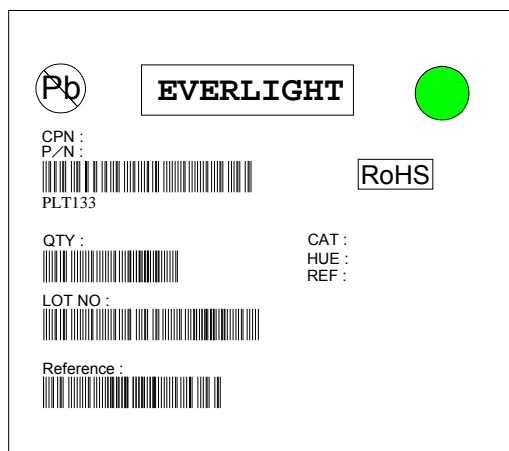


Notes:

1. All dimensions are in mm.
2. General Tolerance: ±0.10 mm
3. Device Selection Table:

Device Name	Pin Length A1 (mm)	Device Name	Pin Length A1 (mm)
PLT133	Min 28.00	PLT133/S9	8.00±0.25
PLT133/S	8.60±0.25	PLT133/S10	10.00±0.5
PLT133/S1	2.80±0.25	PLT133/S11	7.80±0.25
PLT133/S2	3.30±0.25	PLT133/S12	8.30±0.25
PLT133/S3	3.60±0.25	PLT133/S13	7.50±0.25
PLT133/S4	4.10±0.25	PLT133/S16	15.00±0.5
PLT133/S5	5.95±0.25	PLT133/S17	15.00±1/-0
PLT133/S6	24.15±0.5	PLT133/S18	6.50±0.25
PLT133/S7	27.80±0.5	PLT133/S19	16.00±0.2
PLT133/S8	6.70±0.25	PLT133/S20	23.50±0.2

## Label Explanation



- CPN: Customer's Product Number
- P/N: Product Number
- QTY: Packing Quantity
- CAT: Luminous Intensity Rank
- HUE: Dom. Wavelength Rank
- REF: Forward Voltage Rank
- LOT No: Lot Number
- X: Month
- Reference: Identify Label Number

## Packing Quantity Specification

1. 500 or 1000 pcs/bag
2. 8 bag/box

## Notes

1. Above specification may be changed without notice. EVERLIGHT will reserve authority on material change for above specification.
2. When using this product, please observe the absolute maximum ratings and the instructions for using outlined in these specification sheets. EVERLIGHT assumes no responsibility for any damage resulting from use of the product which does not comply with the absolute maximum ratings and the instructions included in these specification sheets.
3. These specification sheets include materials protected under copyright of EVERLIGHT corporation. Please don't reproduce or cause anyone to reproduce them without EVERLIGHT's consent.

### **EVERLIGHT ELECTRONICS CO., LTD.**

Office: No 6-8, Zhonghua Rd., Shulin Dist.,  
New Taipei City 23860, Taiwan, R.O.C

Tel: 886-2-2685-6688

Fax: 886-2-2685-6897

<http://www.everlight.com>