

PCB terminal block - PT 1.5/ 7-PH-3.5 - 1984361

Please be informed that the data shown in this PDF Document is generated from our Online Catalog. Please find the complete data in the user's documentation. Our General Terms of Use for Downloads are valid (<http://download.phoenixcontact.com>)

Plug component, Nominal current: 8 A, Rated voltage (III/2): 200 V, Number of positions: 7, Pitch: 3.5 mm, Connection method: Screw connection, Color: green, Contact surface: Tin




The figure shows a 10-position version of the product

Why buy this product

- Plugs with two integrated plug-in directions are available, can be keyed on request
- Large terminal block capacity thanks to rectangular clamping space
- 3.5 mm and 5.0 mm pitch
- Plugs with a rugged and reliable contact system
- Highly flexible conductor protection for easy, repeated connection
- Keying option
- Plus/minus screw



Key commercial data

Packing unit	1
Minimum order quantity	100
Catalog page	Page 527 (CC-2011)
GTIN	 4 017918 935924
Custom tariff number	85366990
Country of origin	GERMANY

Technical data

Dimensions / positions

Length	12.9 mm
Height	11 mm
Pitch	3.5 mm
Dimension a	21 mm
Number of positions	7
Screw thread	M2
Tightening torque, min	0.22 Nm

PCB terminal block - PT 1.5/ 7-PH-3.5 - 1984361

Technical data

Dimensions / positions

Tightening torque max	0.25 Nm
-----------------------	---------

Technical data

Range of articles	PT 1,5/...-PH
Insulating material group	I
Rated surge voltage (III/3)	2.5 kV
Rated surge voltage (III/2)	2.5 kV
Rated surge voltage (II/2)	2.5 kV
Rated voltage (III/2)	200 V
Rated voltage (II/2)	400 V
Connection in acc. with standard	EN-VDE
Nominal current I_N	8 A
Nominal voltage U_N	160 V
Nominal cross section	1.5 mm ²
Maximum load current	8 A
Insulating material	PA
Inflammability class according to UL 94	V0
Stripping length	5 mm
Nominal voltage, UL/CUL Use Group B	300 V
Nominal current, UL/CUL Use Group B	10 A
Nominal voltage, UL/CUL Use Group D	300 V
Nominal current, UL/CUL Use Group D	10 A

Connection data

Conductor cross section solid min.	0.2 mm ²
Conductor cross section solid max.	1.5 mm ²
Conductor cross section stranded min.	0.2 mm ²
Conductor cross section stranded max.	1.5 mm ²
Conductor cross section stranded, with ferrule with plastic sleeve min.	0.25 mm ²
Conductor cross section stranded, with ferrule with plastic sleeve max.	0.75 mm ²
Conductor cross section AWG/kcmil min.	26
Conductor cross section AWG/kcmil max	16
2 conductors with same cross section, solid min.	0.2 mm ²
2 conductors with same cross section, solid max.	0.34 mm ²
2 conductors with same cross section, stranded min.	0.2 mm ²
2 conductors with same cross section, stranded max.	0.5 mm ²
Minimum AWG according to UL/CUL	26
Maximum AWG according to UL/CUL	16

PCB terminal block - PT 1.5/ 7-PH-3.5 - 1984361

Classifications

ETIM

ETIM 3.0	EC001121
ETIM 4.0	EC002638
ETIM 5.0	EC002638

UNSPSC

UNSPSC 11	34131203
UNSPSC 12.01	39121432
UNSPSC 13.2	39121432
UNSPSC 6.01	30211801
UNSPSC 7.0901	39121432

eCl@ss

eCl@ss 4.0	272607xx
eCl@ss 4.1	27141109
eCl@ss 5.0	27141190
eCl@ss 5.1	27141190
eCl@ss 6.0	27261101
eCl@ss 7.0	27440401

Approvals

Approvals


Approvals

UL Recognized / SEV / cUL Recognized / CCA / GOST / cULus Recognized

Ex Approvals

Approvals submitted

Approval details

UL Recognized 		
	B	D
mm ² /AWG/kcmil	26-16	26-16
Nominal current I _N	10 A	10 A
Nominal voltage U _N	300 V	300 V

PCB terminal block - PT 1.5/ 7-PH-3.5 - 1984361

Approvals

SEV	
mm ² /AWG/kcmil	1.5
Nominal current I _N	6 A
Nominal voltage U _N	160 V

cUL Recognized		
	B	D
mm ² /AWG/kcmil	26-16	26-16
Nominal current I _N	10 A	10 A
Nominal voltage U _N	300 V	300 V

CCA	
mm ² /AWG/kcmil	1.5
Nominal current I _N	6 A
Nominal voltage U _N	160 V

GOST	
------	--

cULus Recognized	
------------------	--

Accessories

Accessories

Tools

Screwdriver - SZS 0,4X2,5 VDE - 1205037

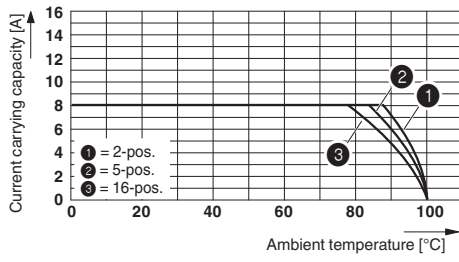


Screwdriver, bladed, VDE insulated, size: 0.4 x 2.5 x 80 mm, 2-component grip, with non-slip grip

Drawings

PCB terminal block - PT 1.5/ 7-PH-3.5 - 1984361

Diagram



Dimensioned drawing

